CNBM

中国建材集团有限公司
China National Building Material Group Co.,Ltd.

SUSTAINABILITY REPORT 2018

Ÿ d d h dCNBM d ÿ h

G

Ҩ Ÿ

ÿ G

h d

dd d d d

Ÿ

ÿ G

2018 1 1 -12 31 h

G

G

Ə

ə

Ə

Ÿ CASS-CSR4.0 ÿ ə

Ə

ə Ÿ GB/T36001-2015 ÿ

Ÿ GRI ÿ Ə

ə Ÿ GRI4.0 h GRI-standards ÿ

ƏISO 26000

Ÿ 2010 ÿ ə

2030 Ÿ SDGs ÿ

G

h

G

G

h

Ҩ G

Ҩ

h

G

h

Ҩ

Ÿ www.cnbm.com.cn ÿ G

PDF

d 1+1>2 d ····· 16
d 3 d ····· 22
····· 28
····· 30
····· 34
····· 38
····· 42
····· 46
····· 50
····· 54
····· 58
····· 62
····· 66
····· 70
····· 74
····· 78
····· 80
····· 84
····· 86
····· 88
····· 04
····· 06
····· 90
····· 92

h 1978 h

Hu G Hu h

Hu h h h

Hu G G h

F F h

d d

h

2 ɢ 4 Ҩ
Ҩ h 4.6 Ҩ 24.7
Ҩ 250 Ҩ
h 3.15 h
ɢ Ӈ
ɢ
Ҩ Ҩ 26 h 2.3
h h 33 h
h ə ə 10000 h 3
ɢ 2018 h 8 ÿ ÿ h 18
6000 h 20 ɢ ɢ
h 3000 ɢ
13 h

ɗ d h
Ҩ ɗ d ɗ d h
h ɗ Ҩ Ҩ Ҩ d Ҩ
h ɗ Ҩ Ҩ h
Ҩ d h ɗ ɗ d ɢ
Ҩ Ҩ Ҩ
d h Ҩ
Ҩ Ҩ
Ҩ ɗ d
Ҩ Ҩ Ҩ




六大平台
四化转型

h 4

Hu h Hu

Hu

h G

G

Ə ə h



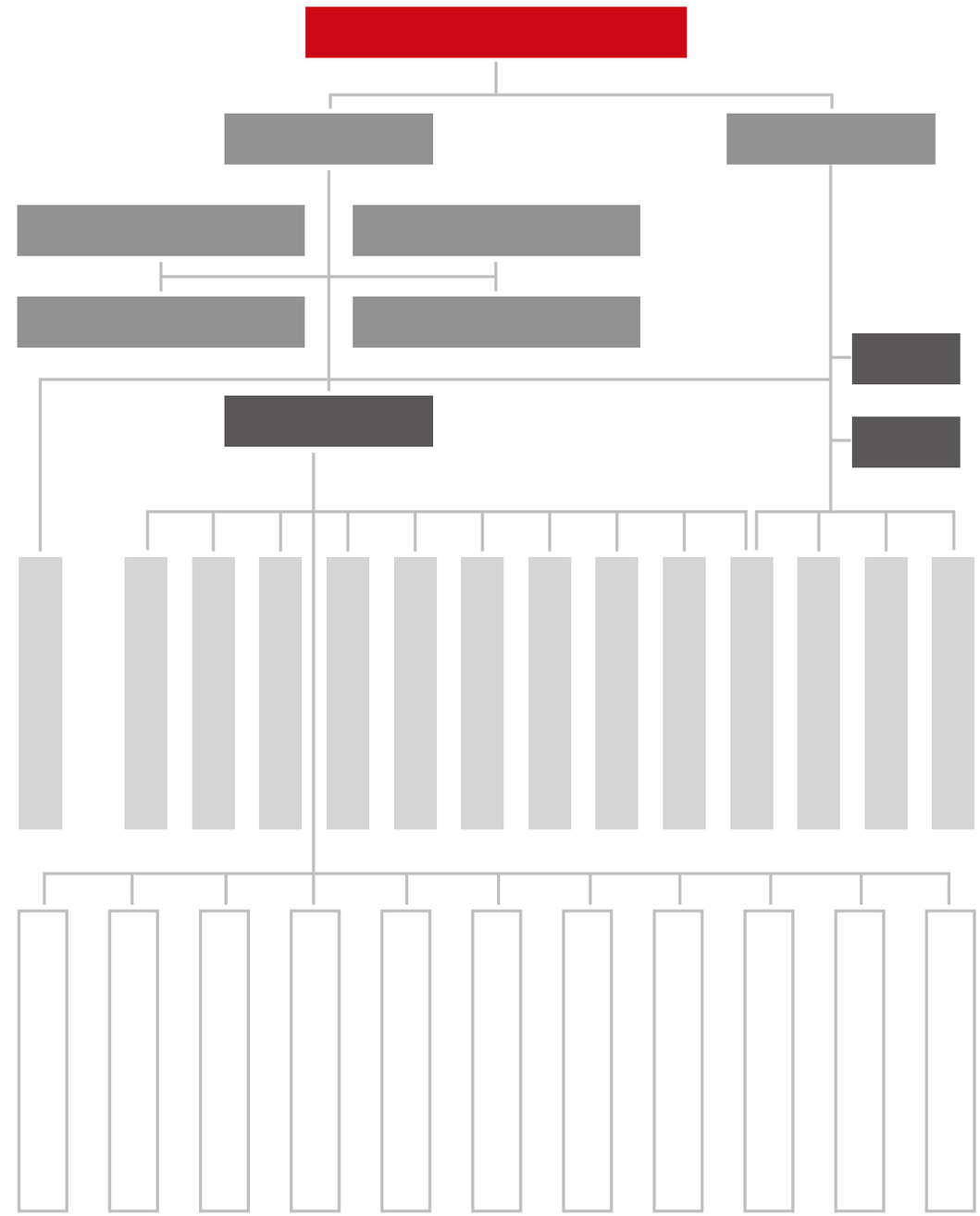

3

5.2 h

4.6 h G

Ʊ Ʊ

Ʊ Ʊ

Ʊ Ʊ

Ʊ Ʊ

Ʊ

24.7 h

G

h Ʊ

h

G

Ʊ

250 h G

12

h Ʊ

G

Ʊ

Ʊ

2438 h

2117 h

G

45 h

4

h 10

h

h Ʊ

Ʊ G

2

65% Ʒ Ʊ

Ʊ Ʊ

G

Ʊ

Ʊ Ʊ

Ʊ

Ʊ

Ʊ

h

13000 Ʊ6000

Ʒ

T700

h T800 ÿ

T1000 ƱM30 ƱM35

M40 ÿ Ʒ

150 Ʃ 1660mm²

h 35 Ʃ 1100

G

Ʊ

3.15 h

G 1.25MW

6.7MW h 31 80 h

10 60 G

Ʊ Ʊ Ʊ Ʊ

Ʊ Ʊ Ʊ Ʊ Ʊ Ʊ

Ʊ

G

Ʊ

h

G

h

G

100

Ʊ100

h

G

Ʊ

ƱPC h

h Ʊ

Ʊ Ʊ Ʊ

h

G

Ʊ

Ʊ

Ʊ

4



Ʊ

26

G

5

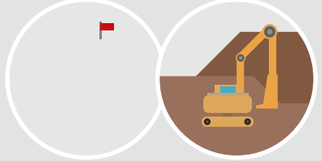

Ʊ

Ʊ

6

Ʊ

1
16 和平、正义与强大机构
17 促进目标实现的伙伴关系

1+1>2

h

h

ɢ 2018 h

h

ɗ ɗ ɢ

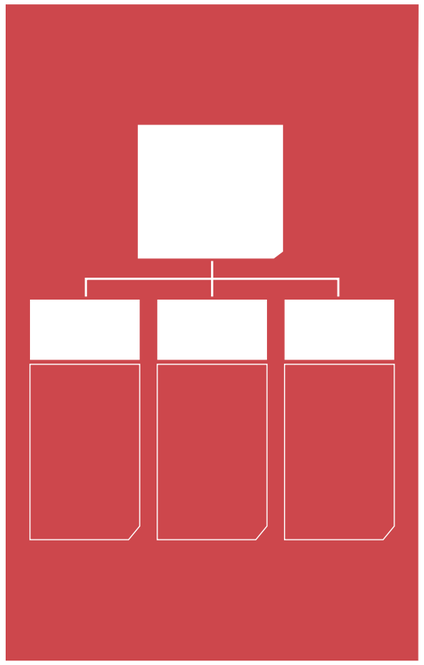

2018

4809

150652

100
%

98
%

Ƕ h

ɢ

Ƕ h

Ƒ

h Ƒ

h Ƕ ɢ

h ɗ 2422 ɗ

ɢ 167 h

444 h

h h

h Ƒ

ɗ ɗ 15.31 h

34 ɢ

2018 15%

h ɗ ɗ 64

h

0.8 Ƒ 71.7% h

1.86 Ƒ

h

ɢ

h

23 2018

h

Ƒ

164 h

3 Ƒ

h ɢ

ɗ ɗ Ƕɗ ɗ

Ƕ ɗ ɗ Ƕ

ɗ ɗ ɗ ɗ

ɗ h ɗ

ɗ h

ɢ

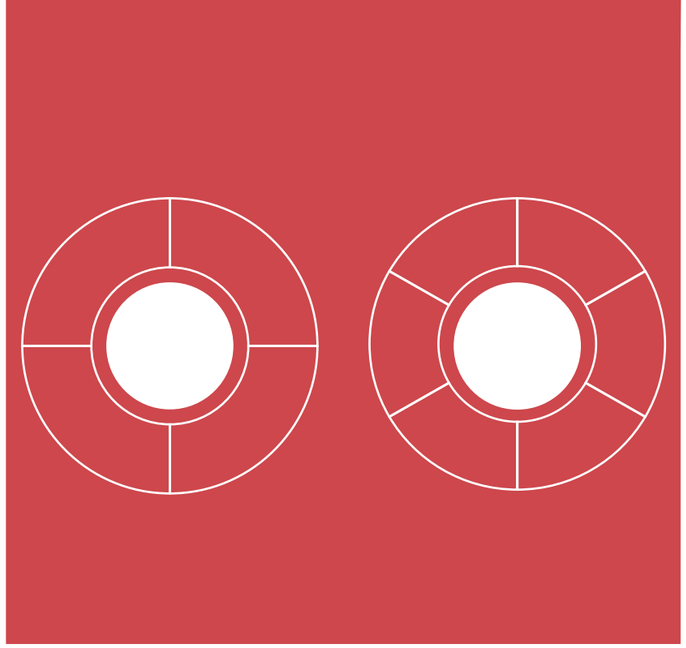

d d h Hu Hu
d d h h Hj
G d d h Hu + Hu
h h G
Hj h
Hu
h Hu

2018 h f f d d h Hj
d h
99% h 100% h h G
h
Hj d d h
d d h
h 3 d

IECRE

2018 10 17-19 h 2018
Ÿ CWP2018 ÿ
G
h
TüVNORD Sinoma59.5D
IECRE h
IECRE
G

2018 12 28 h
h
11
G h
h
h
h d - -
d
h
G

h d d h
h
h d d h d h 275 Hu
d h d d g 423 h 16
d d d d h 20
h 93 Hu13 h 8
Hj
Hu h Hu
d d h Hu Hu g
d d Hj
h
Hu Hu g

h d d
h 3
h
g
20 h
6238 h 4.6
g d d215 h
d d976 h 10 d
d 20 d
d g



2018

2300

45

275

3

h

h

Ʉ Ʉ ɗ

d ɢ

2018 h d h Ƕ

d h h h

Ƕ ɗ d Ƕ Ʉ

h Ʉ ɢ

Ƕ Ʉ 623.5 Ƕ

h h Ƕ 1228.05 h Ʉ

ɗ ˌ d h

◗ 4 C ش ş Ʉ Ω ă

B75

- T1000 HυT700 Hυ
- 1000
- 0.12 Hυ Hυ Hυ Hυ
- LZ84-6.0
- SYT49-24K
- E7HυE8HυE9
- Hυ

d d h d d h h d d h g

h EPC 50 Ꜧ h 13 Ꜧ g 2018 h 124 Ꜧ h Hυ 120 Ꜧ h Ꜧ h Ꜧ h h h 1.1 g

h Ꝟ Ꝑ 2018 9 15 CCTV-2 d d h Ꝑ

“ ”

2018 1 10 h d d h h ITO d d g g Ꞟ PTEF h h h Hυ h g g

h

Hυ

Hυ Hυ

G

h Hυ

h

h

h

G

23098

5

14

1

G

Hu h

G 2018 h

Hu 81.93 G

	15
ÿ ÿ	8
	26
	3
	7
	1
	13
	20
	5
	10
	6
	3
Hu Hu	325

h Hu

h Hu d h 489

d h H h

h h h

Hu h G

h G

2018 h

“ ”

h

d d h

h

Hυ Hυ

G 2018 h

A h

20 d

d h

G

- d d 72 Hυ 19
- d d 60
- d d Hυ 20
- d d h Hυ
- d d h 300
- d d h
-

ŷ ŷ Ŧ

d + d h d d

G

h G2018 h

d

d

“ + ”

2007 h h d d

Microsoft Dynamics ERP d + d G

h

h Hυ

Hυ Hυ Hυ Hυ Hυ Hυ

Hυ Hυ

d + d

h

Hυ Hυ

Hυ Hυ

h

“ ”

Hυ Hυ

h h

h h G

h Hυ

Hυ d d h

G

G

Hυ Hυ Hυ

Hυ Hυ Hυ

8

Ꝑ

G G d

2018 h /

10967 Hu 2765 d Hu d

h HuE

Hu d

Hu 48 Hu G

Hu h

2018

236

1571

385

68.5

%

2018 12 27 h F F 2019 1 3

h 10 26 h

h

Hu Hu Hu

G

h

h Hu h

h Hu G

h G



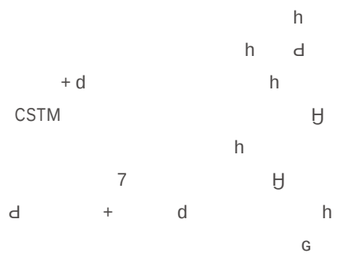
h
h d
+ d
h
CSTM
H
h
7
H
d
+
d
h
G


3.5
/
I
h

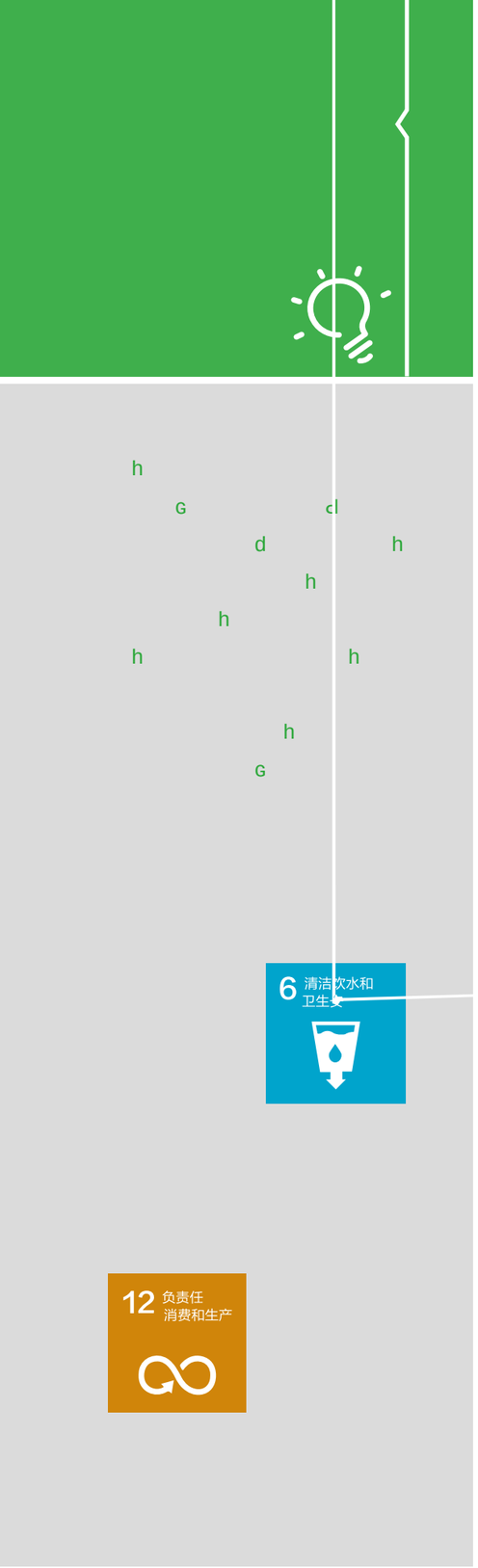
6 清洁饮水和
卫生设
12 负责任
消费和生产



5 h h
h
h
g
8 h
Hu Hu
h
h ÿ ÿ
g
h
h
g
h
Ÿ
Hu h
Hu
Ÿ h
Hu g
h d Hu Hu Hu Hu
d h d
d g 2018 h
44 h
0 g
d
Hu d h
h
h Hu
h
g
h
h
g
h ISO10012
h
Hu Hu g
ə
ə ə
ə h
h
h h
g
h
h h
g

Hυ 2419 h 199 h

Hυ h h 1752 h

Ц ɢ

h

h

ɢ 2018 h

ɢ

h Hυ SCR

h Ц

Hυ Hυ

h h 44 / h NOx

Hυ Hυ 50% ɢ

h 5000

“ ”

2018 8 3 h ɗ d

ɢ h Hυ

Hυ Hυ Hυ h

h ɗ d Hυ

ɢ ɢ

h

Hυ h

ɢ

h

h

ɢ

201

3791

442

0.8
%

4.

1

h

h h

h

Hυ Hυ

h

G

h

h

Hυ Hυ

h G

d d

10mg h

G

h

Hυ Hυ

Hυ

h

G

h

G

2018 h

Hυ h Hυ

Hυ h

h

20

G

Hυ

h Hυ

Hυ Hυ

Hυ h

Hυ Hυ

G

h

Hυ

h 2018

h Hυ 80

HυCDM Hυ G

Hυ Hυ

80%

90% h

h

120MW

Ho 2
h G

h
G 2018 h
h
Ho 39 H

h G
Ho Ho
G Ho Ho Ho
F F Ho 7
h
G 2016 7 h
200~500t/d h
5000t/
h d G h
h
h G
2-3 h
1.2 h CO v 6
H d d
100% h
Ho Ho Ho G
2018 h

d dd d

h

Hu Hu Hu Hu Hu

h Hu Hu

Hu

Hu G 2018 h

3302.28

h
G
h
h
h
h
d d h G

10.83

20.86

12.32
%



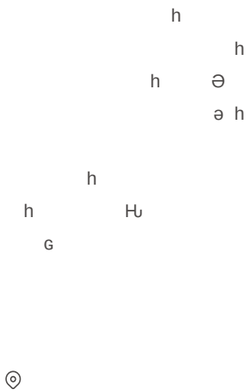

2018

3

101

2018

94.15
%

96.88
%

1

2018

9537

27.24

2018 h

h

Hu Hu

h

h

G

2018

Hu G 2018

h h

h

328 h

1 G

d

d h 20 h

12 h

G

2018

172.59

Ə Ə Ə
Ə h
h
h
Ƕ h
Ƕ
h h
h
Ƕ
h h
Ƕ

h h
Ʊ Ʊ
G

Ɗ h
d h Ɗ h Ʊ
Ʊ d Ʊ Ɗ Ʊ G
d h
Ƕ h
h
h
Ƕ h

2018 10 21 h
Ÿ υ τ ϰ

2018

3151

18.8
%

92.31
%

13.7

h h h

Ꝼ G

ÿ ÿ

Ꝼ

h

Ꝼ

Ꝼ Ꝼ

h

:

:

ㄱ

ㄱ

ㄱ

ㄱ

2018

2.51

75157

485

h

h Ə

ə h ɗ

ɗ ɗ

ɗ ɗ d h

h Ʊ Ʊ

G

Ʊ Ʊ Ʊ

h G

h Ʊ 5027 h

Ʊ h G

Ʊ

h

2018 11 h Ʊ h G

h Ʊ h Ʊ Ʊ

ɗ d Ʊ Ʊ Ʊ

h h Ʊ Ʊ

15 G Ʊ

G

h Ʊ Ʊ

Ʊ Ʊ G

h

2018

7

10254

h

h d d h

H H H

h H

h

G

h d d
h
h d EPC+
+ + d d h
7 G 10 h
d d
312 h 65%
30 h
20 G 2018
h 170
h ÿ
500 ÿ 71 G

“ ” “ ”

h h
h
h h

h
h h

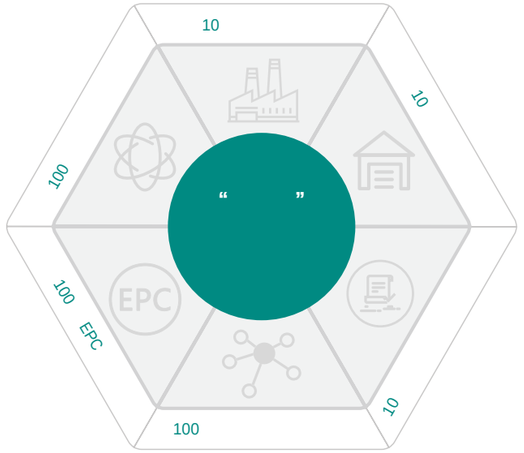



10000TPD

h
2000 h
G
h
G

2018 7 26 h
h
G h d
I G h h h
h
h G
G
h h
G
G

h
h
G
h
2018
67

H H
h
d d G

h
G

d d d d h
h
G

h
h
h
G
h
h
H
h h
G

2018 11 h
h
h
h
H h
BHS
h
h
h
H
G

d + + H
d h d d d d
H h
H H d d G
h h d
d EPC
H H

d d h H d h
h G
d H

2018

5556.07

87.13

18098

2002

ÿ ÿ Ʊ ÿ

ÿ Ʊ Ʊ Ʊ

ÿ ÿ ɗ ɗ

h

Ʊ Ʊ Ʊ

Ʊ Ʊ ɗ

ɗ h ɢ 2018

h h Ʊ

ɢ

Ʊ Ʊ

h

ɢ

2018

2018 10 22-24 h Ʊ

Ʊ Ʊ

h h ɢ

h h

h h h h

Ʊ

ɢ

Ʊ Ʊ Ʊ

Ʊ Ʊ

ɢ h

Ʊ Ʊ

ɢ h

h

ɢ

3247.01

17672

h Hu

h Hu

g
h Hu
g 2018 h
126.94 h
6858 h
6291.55 g

2018

44445

1821

/

19

YOUNG

1 Hu2 ~~~
Hu2018 h h
d d h
g
2018 6 1 h h h
h h
Hu
d C C d h

YOUNG

“ ”

2018 6 20 h Hu Hu Hu
Hu g d
d d d 1000 h
g h
h g 2018
h 12 31 h d d
h 3829.14 h
d d h 665.84 g
h Hu

369

2018 300

9

113782

SUSTAINABLE DEVELOPMENT

SDGs

17 促进目标实现的伙伴关系



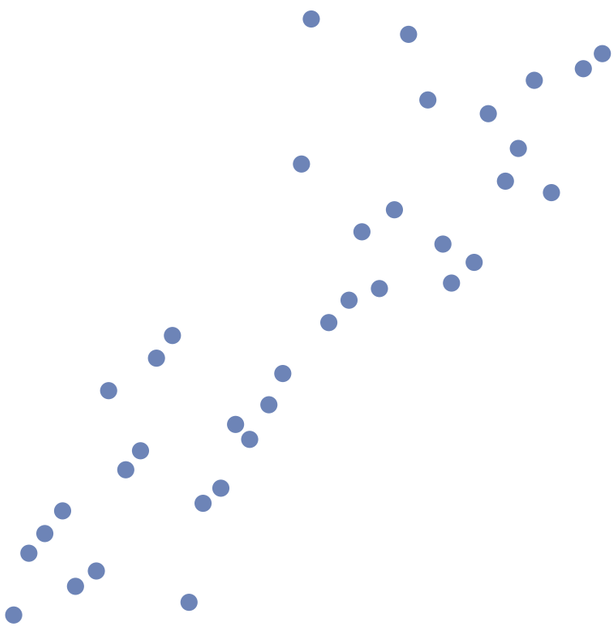

Ʉ h

Ʉ h

ɢ

[redacted]

2018

33593

1855

315

Devnya

h

h Ʉ Ʉ h 306

Ʉ h

h h Ʉ h Ʉ h

h h 2018 h 1963

h Ʉ Ʉ Ʉ

h h

h Ʉ h Ʉ

h Ʉ

h ɗ d h ɢ 2018 22

ɗ d

ə ŸCASS-CSR4.0ÿ ə

ɗ d h

ə ə h

ɗ d h h

h 369 h

h h

h Ʉ

h h

Ʉ Ʉ h

h Ʉ



		/ / / / / / / / /
	d d d d	/ / / / / /
		/ /
		/ /
	Hu	
		/ / / /

2018

h

d d h Hυ

Hυ

h

h

h

h

G

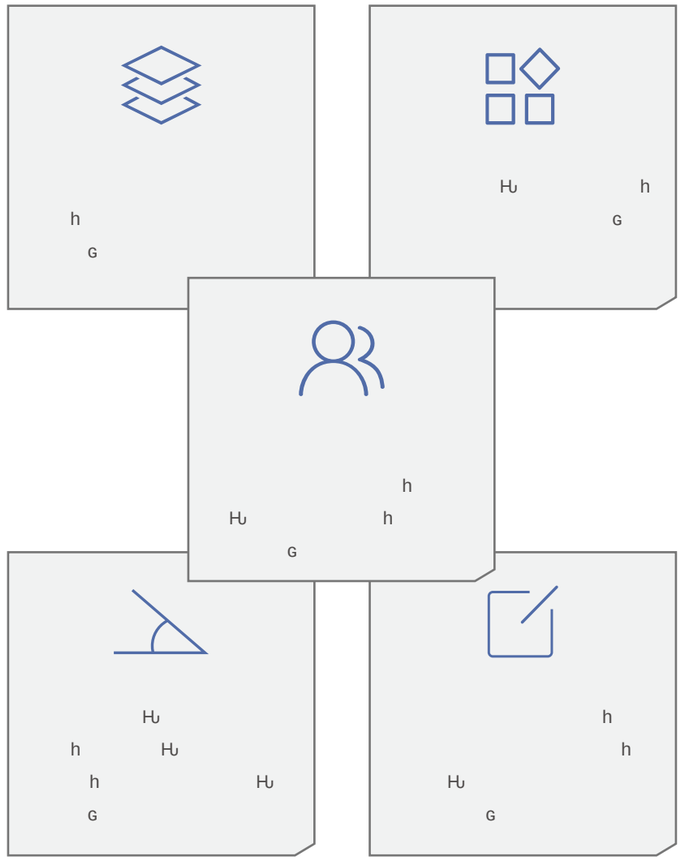

2018

15734



Ҩ h
ŸCSIÿ Ҩ ə
h ə h Ҩ
h h
g2018 h
ə ə g
CEO h
g
ə

h ŸCASS-CSR4.0ÿ ə h
Ҭ
h
h g

CTC

2018

38863

41.98
%

59

105

18.28

2342.78

ə g
ə h h h
Ҩ Ҩ
Ҭ Ҩ
h h Ҭ
h Ҩ h
Ҭ Ҭ h
Ҩ h
h Ҩ
h Ҭ h
Ҭ d d Ҩ d h
d d d h Ҩ Ҩ
Ҭ
d d h h
Ҩ + Ҩ g
Ҩ g

Ҩ Ҩ
Ҭ h
h QC h g
g h
h h h
h Ҩ
g h h
Ҩ h
Ҩ h h g
h h
Ҭ h h h
Ҭ g h
Ҩ h
h g
Ҩ

2018

741

1474

63893

100
%

99.74
%

3.19

d d

57 2017

d

d d
d

2017
16
2018 d
100 d 4
d 500 d
8

40 40
d h d 2018
d h
d 2018
d h
50

2018
h

d
d

d
d

d
d

CEO d h
d CEO d

d d
d
d

d
d d 2017
d

d
40
d h d
d

101

d 2018
d

CNBM

2019

70 h Hu

G

h h

Hu

Hu d d

Hu d

d Hu

h

e

2018 500

2018		2018 ÿ ÿ	
231		46001.7	
243		44701.2	
382	CRH	31069.4	
444	Lafargeholcim	26545.3	

2010-2018

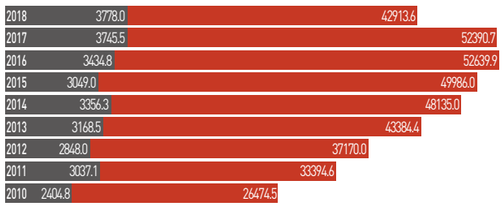

2010-2018

2018	3.4	22.1	39.5
2017	3.4	23.2	41.0
2016	3.2	24.0	42.0
2015	2.4	23.5	41.0
2014	2.5	24.8	41.8
2013	2.4	24.2	40.0
2012	2.7	21.8	38.0
2011	1.9	20.1	36.0
2010	1.7	18.8	33.1

2010-2018

2018	3480	206.6
2017	3021.2	1511
2016	2612.3	75.8
2015	1992.5	38.4
2014	2504.3	130.1
2013	2522.6	115.1
2012	2174.3	111.6
2011	1940.9	158.5
2010	1353.6	75.6

2007-2018

%

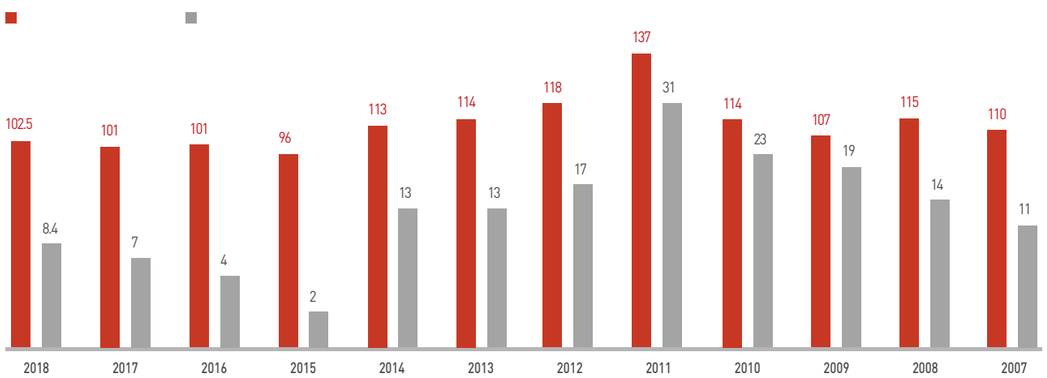

2018

		3323.HK	0.18	0.96
		000786.SZ	0.46	1.46
		600176.SH	0.225	0.6778
		600970.SH	0.265	0.78
		000877.SZ	0.38	11835
		600449.SH	0.30	0.8956
		600720.SH	0.296	0.8435
		002080.SZ	0.243	0.7237
		600552.SH	₹ ₹	0.06
		603126.SH	0.07	0.2136
		600876.SH	₹ ₹	0.028
		1108.HK	₹ ₹	0.028
		002066.SZ	₹ ₹	0.0748
		603060.SH	0.265	0.8689

2010-2018

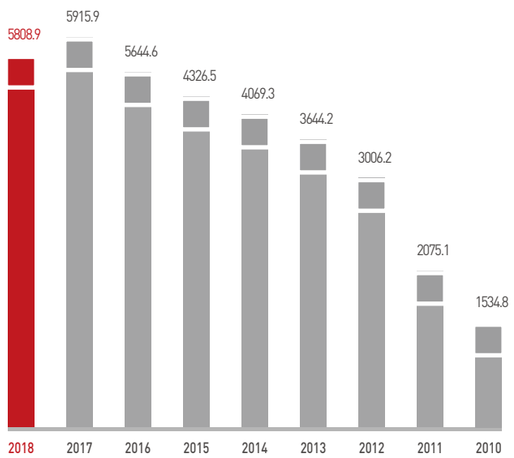

2010-2018

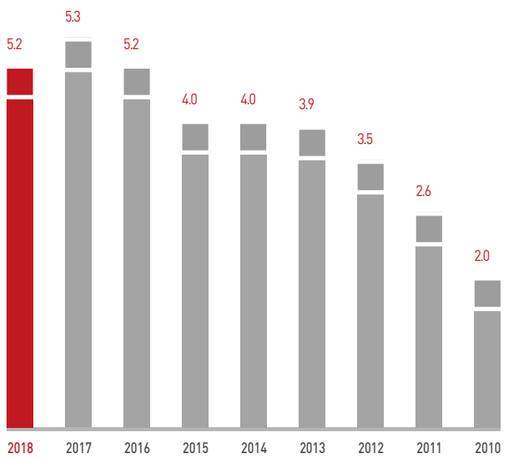

2010-2018

2018	231	1	73
2017	197	2	66
2016	173	2	82
2015	123	0	48
2014	117	1	48
2013	145	1	54
2012	152	0	89
2011	132	2	46
2010	63	0	17

2010-2018

2018	167	4	90	73
2017	122	4	90	28
2016	91	2	57	32
2015	62	2	36	24
2014	104	3	35	66
2013	59	1	8	50
2012	22	1	5	16
2011	28	1	15	12
2010	79	0	30	49

2010-2018

2018	2287	1056	1571	385
2017	2144	1039	1524	428
2016	2156	880	1793	455
2015	1568	566	1492	193
2014	1571	531	1381	106
2013	1262	373	848	128
2012	766	228	729	143
2011	630	170	487	80
2010	514	173	420	54

2010-2018

2010-2018

2018	95.4	81.9

2010-2018

2010-2018

2010-2018

2010-2018

2018	100	35644
2017	74	24093
2016	71	22871
2015	68	22165
2014	67	21750
2013	67	21131
2012	66	20392
2011	53	13368
2010	38	12811

2011-2018

2010-2018

2010-2018

2018	0.5 ł	1
2017	0.5 ł	2
2016	0.5 ł	

G h h

G

CSR

h G h G

eymail



/ 0 4 5 3 5

创意云 CREATIVITY CLOUD