CNBM

# 社会责任报告

“ ”

2013 “ ”

2523

115

267 A

2002 20

“ ” “ ” “ ”

“ ” “ ” “ ”

“ ”

“ ”

2013 “

” “ “

” “ + =

“ ” ”

2013

766

2008 16% 2013 53%

“ ” 2013 131.7

2195.1

“

”

2013

30 145

“ ”

“ ”

“ ”

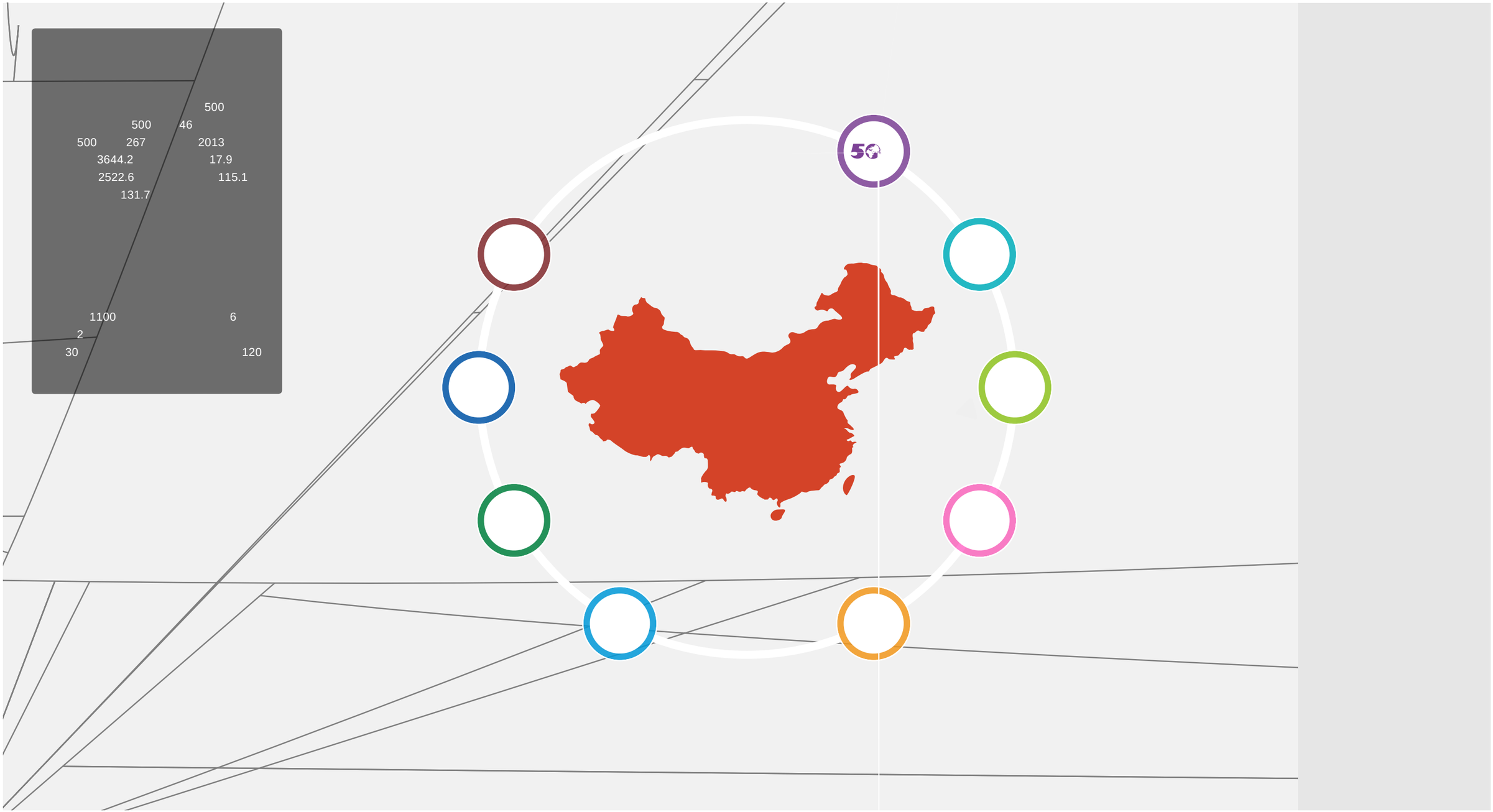
500
500
46
500
267
2013
3644.2
17.9
2522.6
115.1
131.7
1100
6
2
30
120
50

13

20

4 4.1 1000

0.33mm

ITO 4000

TFT

0.4mm 0.5mm

100

12

54

16.5

10000 1.5

4000 1.25MW 6MW 31.5

T700 62

T700

5500 T700 SYT-45

2200

”

“

. ”

“

”

4

10

“ 863 ”

“

“ ”

“ ”

“

” “ ”

“

”

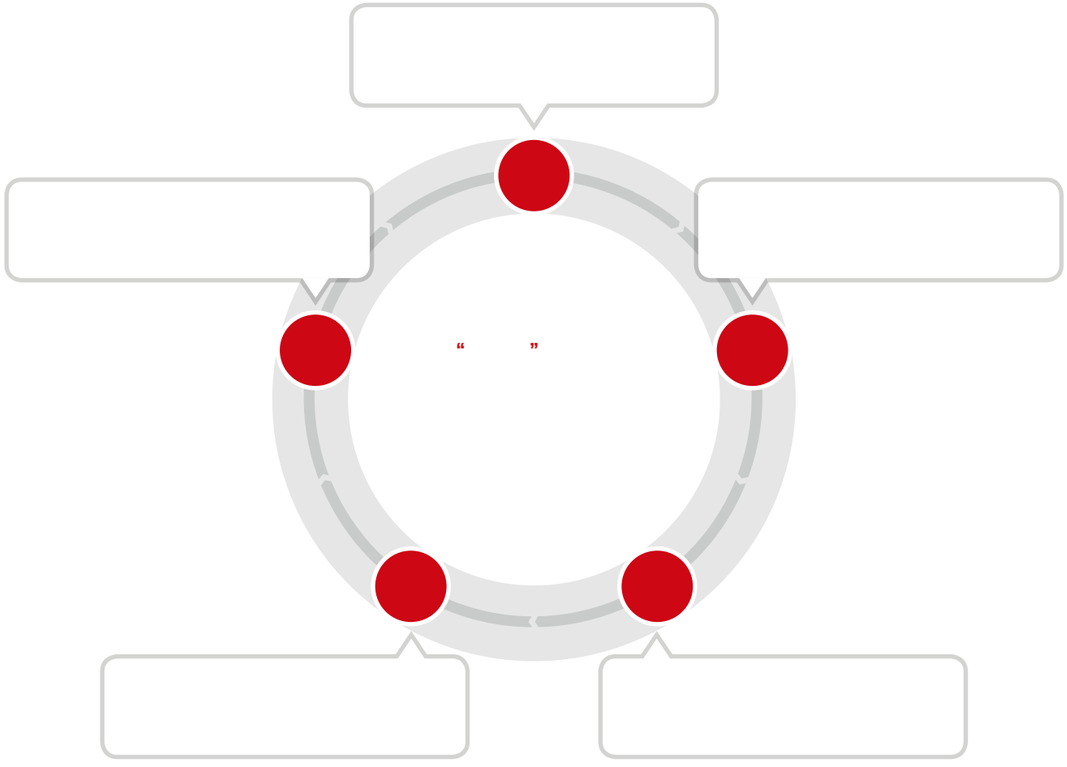
“ ”



## “ ”

“ ”

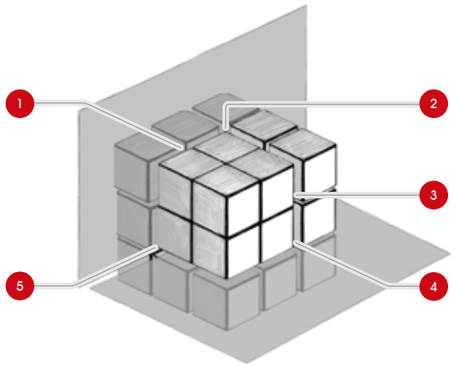
1
2
3
4
5

## “ ”

“ ”

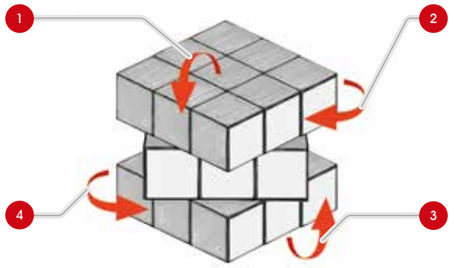
1
2
3
4

## “ ”

## “ ”

“ ” “ ”

“ ”

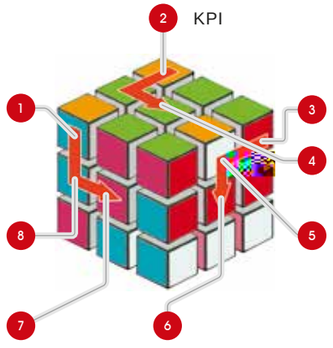
2 KPI
1
3
4
5
6
7
8

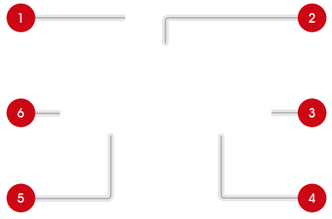
1
2
6
3
5
4

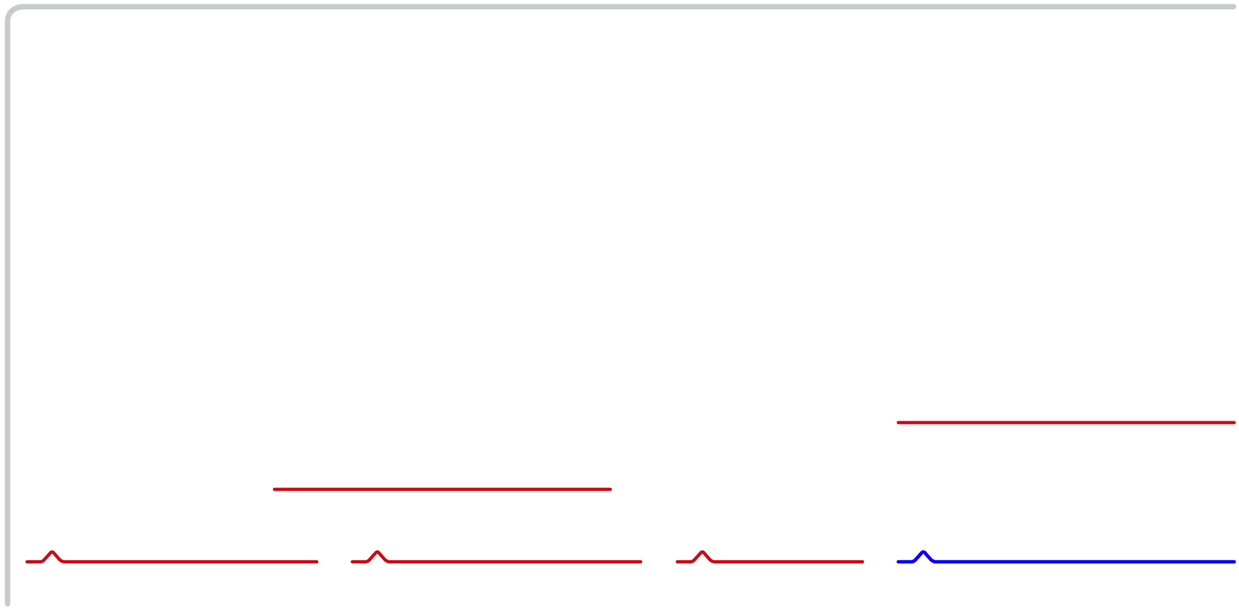

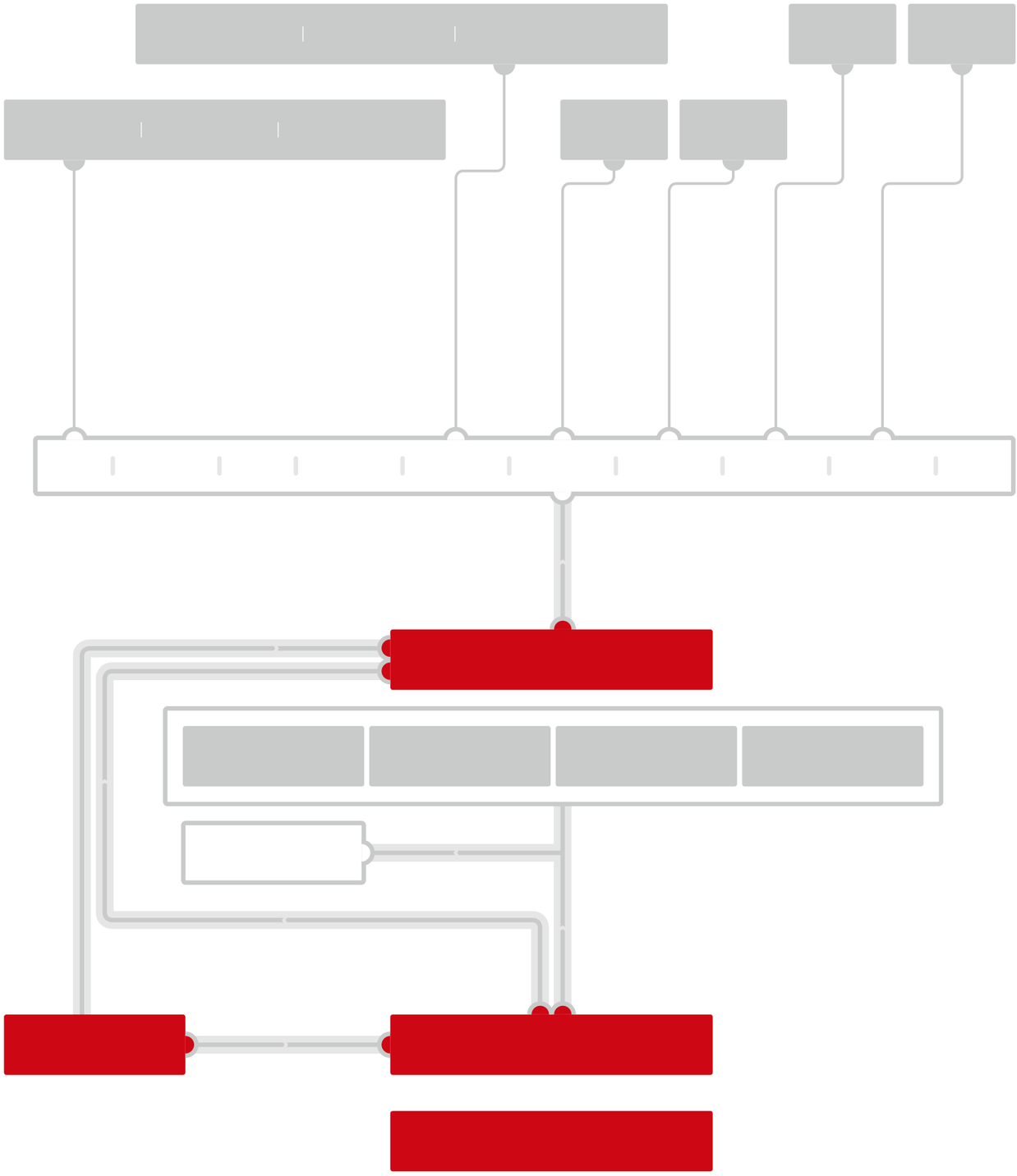

1 2014 4

2 2013 7

3 2014 4

4 2014 4

5 2014 4

1

2

2013 1

3

4

5

2013 1

1

6 27

“ ”

9 20

2010

20 ! o ŏ p Ŏ o n ŋ a 3Ô, I••PÀñÃ^a#

2009

## 2010-2013

100

[ 2010 - 2013 ]

## 2012-2014

500

## 2013

| | | | | |
|---|---|---|---|---|
| | | 3323.HK | 0.1600 | 1.0672 |
| | | 000786.SZ | 0.4300 | 1.5740 |
| | | 600176.SH | 0.1200 | 0.3657 |
| | | 600552.SH | 0.0650 | 0.6500 |
| | | 600876.SH | —— | -0.2000 |
| | | 1108.HK | —— | -0.2560 |
| | | 002066.SZ | —— | -0.5858 |

## 2009-2013

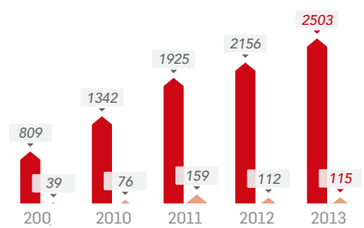


## 2007-2013

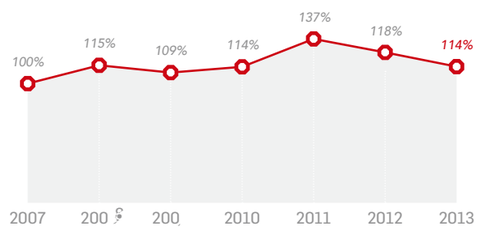


## 2009-2013

| | 2009 | 2010 | 2011 | 2012 | 2013 |
|---|---|---|---|---|---|
| | 90 | 63 | 132 | 152 | 145 |
| | 1 | 0 | 2 | 0 | 1 |
| | 21 | 17 | 46 | 89 | 54 |

## 2009-2013

| | 2009 | 2010 | 2011 | 2012 | 2013 |
|---|---|---|---|---|---|
| | 100 | 79 | 28 | 22 | 59 |
| | 0 | 0 | 1 | 1 | 1 |
| | 62 | 30 | 15 | 5 | 8 |
| | 38 | 49 | 12 | 16 | 50 |

## 2007-2013

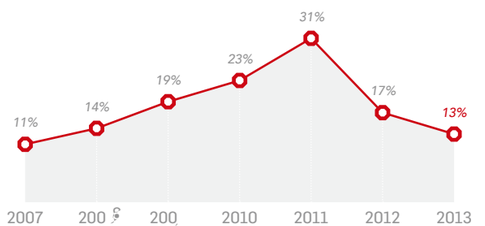


## 2009-2013

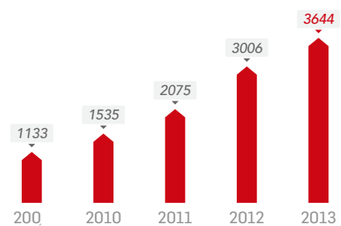


## 2009-2013

| | 2009 | 2010 | 2011 | 2012 | 2013 |
|---|---|---|---|---|---|
| | 430 | 514 | 630 | 766 | 1262 |
| | 144 | 173 | 170 | 228 | 373 |
| | 202 | 420 | 487 | 729 | 848 |
| | 34 | 54 | 80 | 143 | 128 |

## 2009-2013

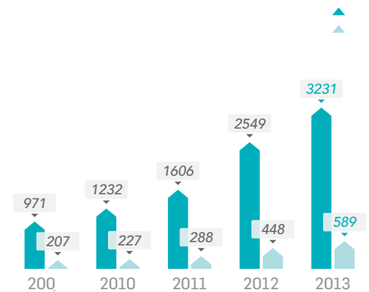


## 2009-2013

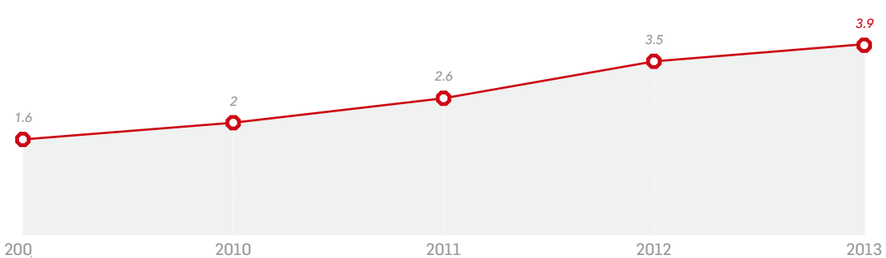


## 2009-2013

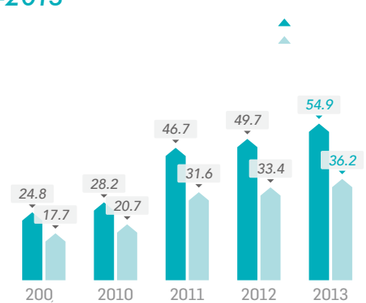


## 2009-2013

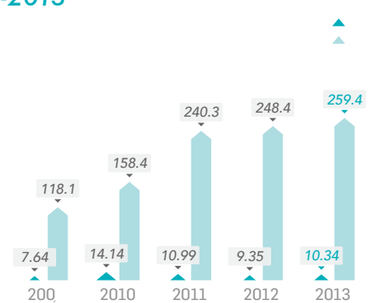

## 2009-2013

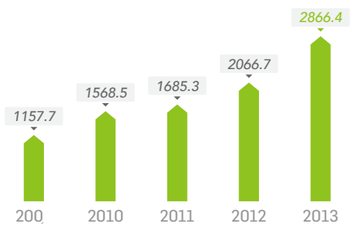


## 2009-2013

/

## 2009-2013

COD

/

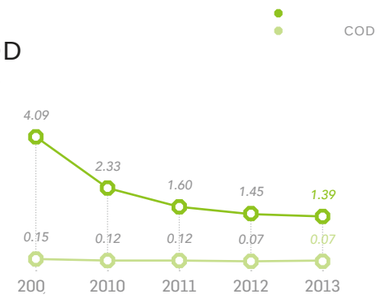


## 2010-2013

/

## 2013

| | | |
|---|---|---|
| | | 2866.44 |
| | | 2467.51 |
| | | 2579457.41 |
| | | 28379.6 |
| | | 48.95 |

## 2013

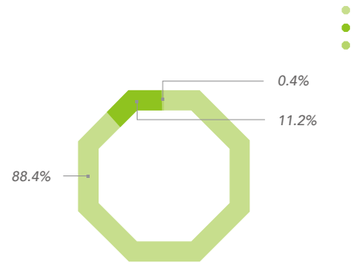


## 2013

| | | |
|---|---|---|
| | | 6191.16 |
| | | 8.23 |
| | | 10.32 |
| | | 101.91 |
| | % | 99.17 |

## 2013

| | | |
|---|---|---|
| | / | 8.02 |
| | / | 0.41 |
| | % | 96.44 |
| | | 1606 |
| | | 60.13 |

## 2009-2013

/

## 2009-2013

/

## 2010-2013

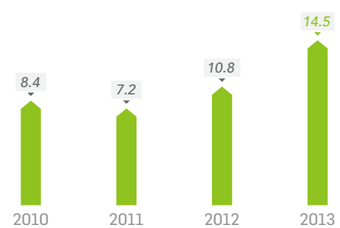


## 2013

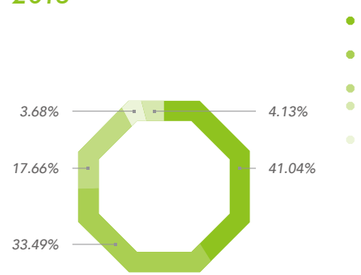

## 2010-2013

| | 2010 | 2011 | 2012 | 2013 |
|---|---|---|---|---|
| | 112676 | 126385 | 165652 | 179421 |
| | 397 | 594 | 1190 | 1234 |
| | 1566 | 3516 | 2706 | 3031 |
| | 599 | 1023 | 1620 | 1685 |
| | 24.0% | 11.6% | 13.5% | 18.1% |

## 2010-2013

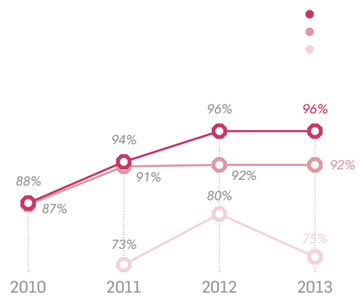


## 2009-2013

## 2009-2013

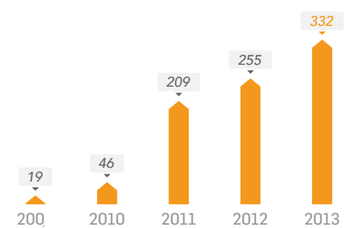


## 2010-2013

| | 2010 | 2011 | 2012 | 2013 |
|---|---|---|---|---|
| | 38 | 53 | 66 | 67 |
| | 12811 | 13368 | 20392 | 21131 |

## 2011-2013

| | | 2011 | 2012 | 2013 |
|---|---|---|---|---|
| | | 11975 | 21028 | 37491 |
| | - - | 108 | 63 | 164 |
| | | 1580 | 1138 | 2387 |

## 2009-2013

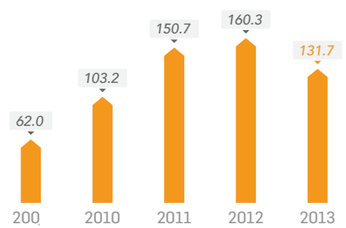


## 2011-2013

| | 2011 | 2012 | 2013 |
|---|---|---|---|
| | 21182 | 15901 | 16081 |
| | 4276 | 3743 | 4383 |
| | 241 | 521 | 158 |

## 2009-2013

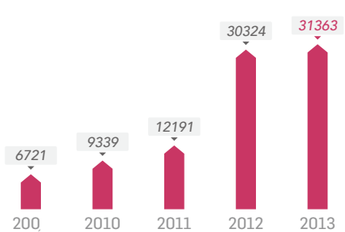


## 2009-2013

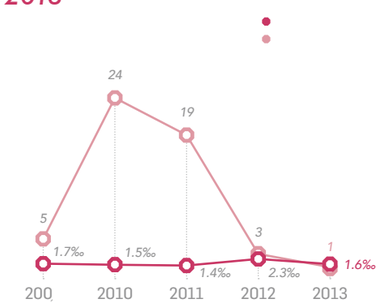


## 2012-2013

| | | 2012 | 2013 |
|---|---|---|---|
| | | 20 | 18 |
| | | 136 | 112 |
| | | 466 | 506 |
| | | 98 | 119 |
| | | 17815 | 36530 |

## 2012-2013

| | | 2012 | 2013 |
|---|---|---|---|
| | | 67 | 109 |
| | | 91 | 145 |
| | | 3337 | 4864 |
| | | 39778 | 10681 |

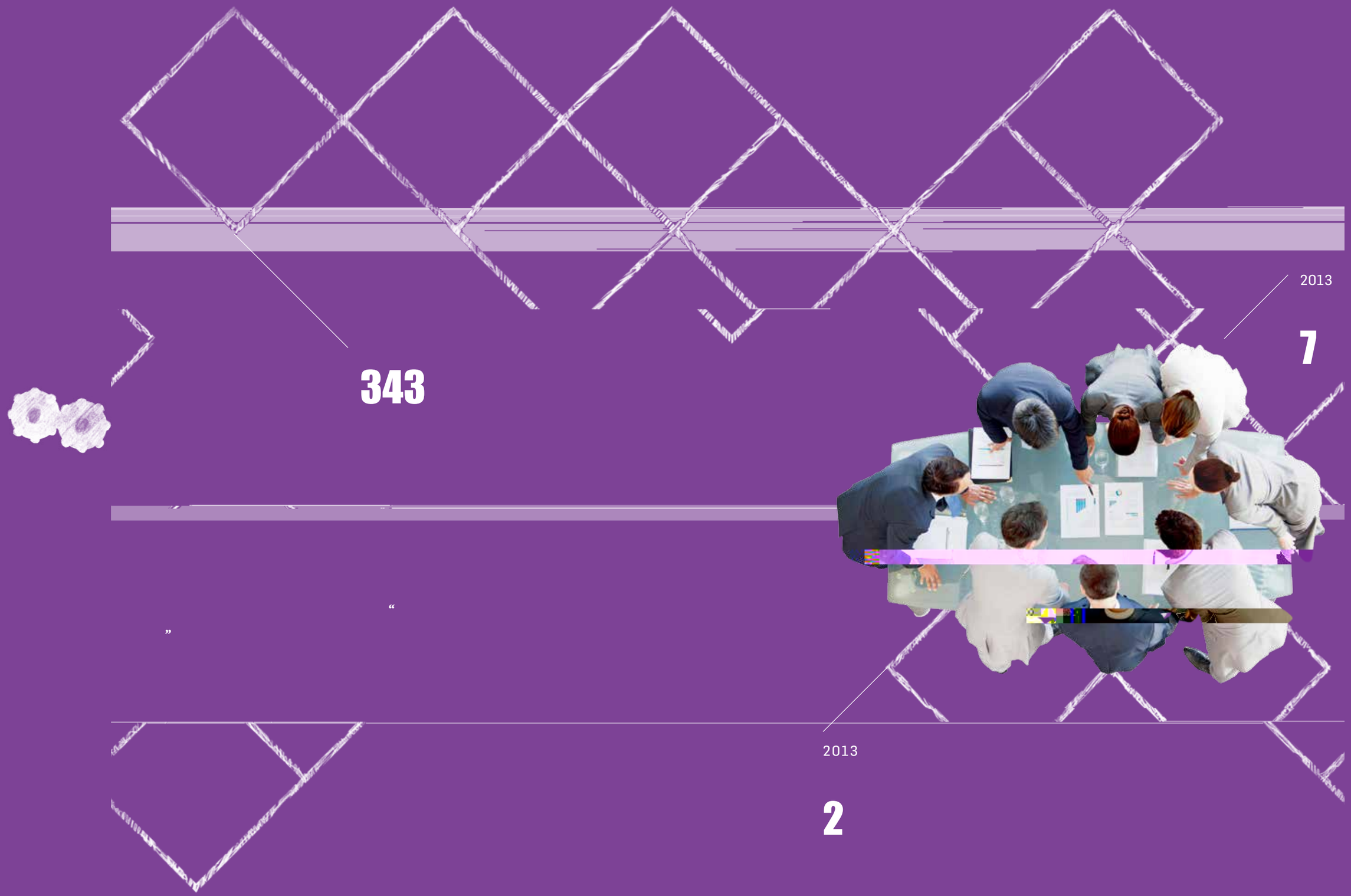
2013
100
7
343
“
”
2013
2

“ ”

189

1157

3

2018

| | |
|---|---|
| | • |
| | • |
| | • |
| | • |
| | • |
| | • |
| | • |
| | • |

2013

**2.3**

**3**

2013

**343**

2013 100

**7**

2013

**2**



“ ”

2013

**1.8**

2013

**5068**

2013

# 2 31 2

3.0

CSI

CSI

CSI

13

CSI

1999

2000 7 “

”

2013
**115.1**

2013
**131.7**

2013
**2522.6**

“ ”

“ ” “ ”

“

” “ ”

KPI

“ ”

## “ ” ——

( )

“ ”

“ ” “ ” “ ” “ ”

” “ ” “ ”

2013

2011 26.5%

## “ ”

“ BI+ ERP + + ”

—— www.okorder.com

135 188 “

88 ”

“ ”

10000t/d DCS

Profibus-DP

DCS

2013 2013
2013
6.3
16.3% “ ”
4526 18.2%
24.2 9.6% “ ”
7.8 2013 12 31
11.2% 11.7 3,644
22.5% 2,523 16%
115 3%
88 2%
132 2013

“ ”
2.2 33%
8700
174%
12.3
17%
“ ”
3200
82

34
ضد
D ضي ء ط

ا n 2 ٠ Ĕ ŷ ŋ ŷ
6

ع ا

7 “ ” 5 “ ”

2013

**61.4%**

2013

**44.3%**

2013

**1.7**

2013

**93.2%**

“

”

2013

**6.4**

2013

**100%**

2013

**145**

2013

**3.2**

2013

AAA

2013

**98.0%**

2013

**2.2**

“

”

“

”

2013 “ LOW-E

”

“

”

15

“ 2014

”

“ ”

2013

**1473**

2013

**2066**

2013
**54.9**

2013
**3231**

2013
**259.4**

5

3

1

1

7

1

1

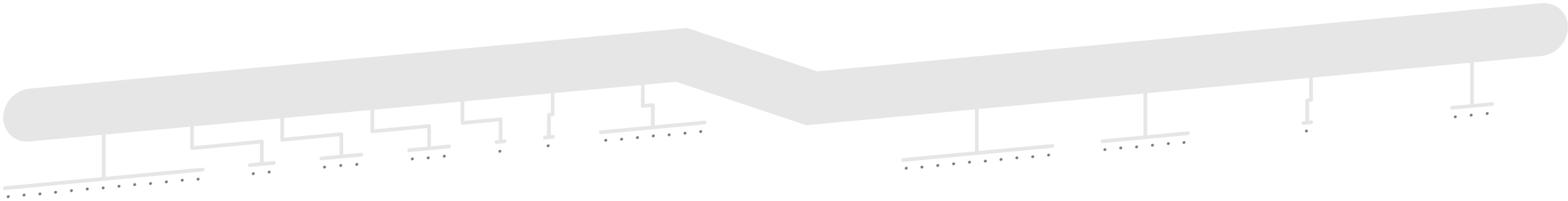

2013
1.4
8%
1
6069 13959

2013
41
3 “ ”

2013
54.9
5%
36.2 8%

2013
**54.9**
2013
**36.2**

2013
**1.4**
2013
**8%**

“ ”

2013

45

“
” “ ” “
”



2013

**28**

2013

**145**

“

”

0.1 0.3mm 40 600t/d

15%

1200t/d

600t/d

15% 9 3

1 60 80%

5

2013

30

145

/

“ ” “ ”

2013 4

1262 E6

373 848

128

3231

589

E6

“ ” “ ”

“ ZL200910096259.X E6 ” 9

OCV

2013 E6 E6

“ ” “ ”

E6

2013

**848**

2013

**4**

2013 100

PM2.5

11

11 ,

2013

150 “ ”

“ ” “ ”

2013

2013 “

”

1 5 50

7

9 2013

“ ISO 17095

—

”

“ ISO

13124:2011

—

”

2013

71

## —

CTC CNCA

CNAS

CTC

2013

CTC 55

2014 APEC

620

## RILEM

2011

3

“ ”

2013

622

2013

**1606** MW

2013

**6191.2**

2013

**14.5**

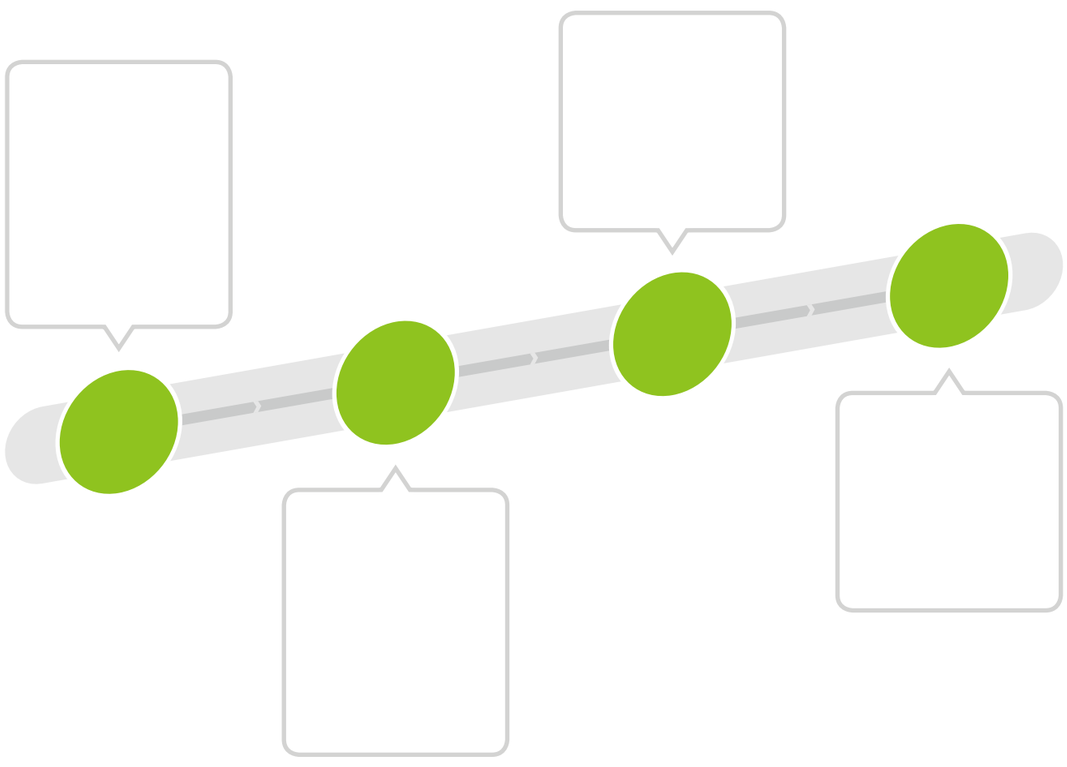

“ ”

“ ”

214

“

”

400

2013 7 30 “ ”

50

“ “

926.4

207

2013

855

2013

44.7%

2013

**5.7**

2013

**70**

1 2 3 4 5

“ ”

6 7 8 9

“ ”

93.6%

“ ”

2012 “ ” 10 150% 30

6

2013

22.1%

“ ”

6

“

”

“

LOW-E ”

LOW-E

“ ”

“ ”

2013

**66.4%**

2013 3

LZ75-6.0 75

LZ75-6.0

LZ75-6.0

60

330 60 7.2 78 22

4%

2013

**17.9**

2013

**3.1**

2013

**164.2**

2013

**2.8:1**

2013

**35.7%**

2013

**1.8**

“ ”

2013

**90.7%**

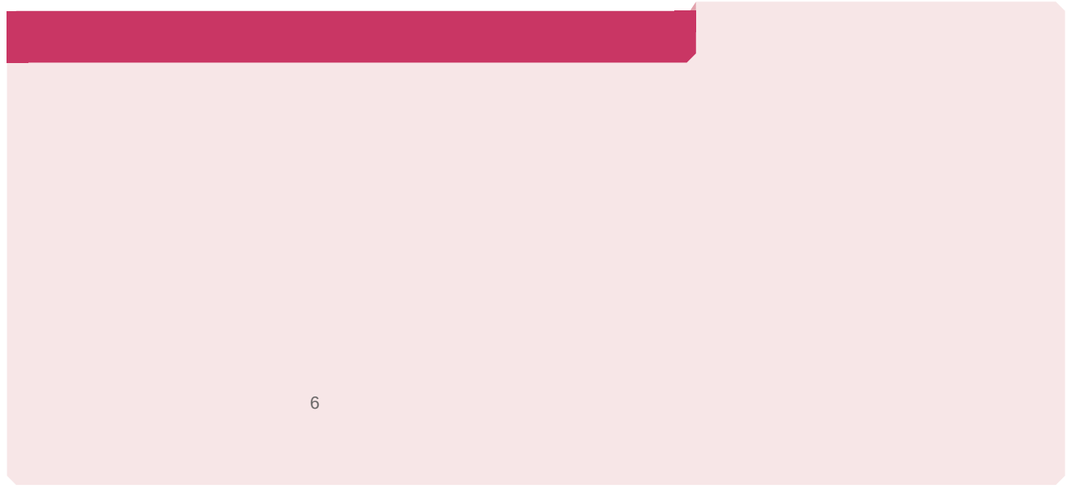

2013
**0**

2013
**24%**

2013
**3**

2013
**14.9**

1 2 3 4

5 6 7

8 9

2013
**6**

2013
**2**

2013

**95.4%**

2013

**99.4%**

2013

**1**

2013

**99**

2013

**160**

“

”

2013

**1.0**

2013

**100%**

“

”

“

”

2013

**2697**

2013

**9233**

2013

**15.2**

2013

**10.8%**

2013

**453**

“ ”

“ ”

“ ”

“ ”

80

“ ”

“

”

“ ” “ ” “

”

“

‘ ’ ‘ ’ ” “

” “ ‘ ’ ‘

’ ”

“ ”

# 2195.1

2013
**80%**

2013
**30**

2013
**63.5**

2013 30
45 /

2013
1564
1234
79%

“ ”

2013 9 8

“ ” “
”

2.23 8
800
3 20

90%

2013

90.6

69.4%

2013

2013

**2195.1**

2013

**332**

2013

**3500**

4 20 8 2
7.0

“ 4 ª ğ A ´H Ù Ì

“ ”

2 8
3700
“ ” “
” 75
“
”
95 9
“ ” 2013 9 8
“
”

2013
**109**

2013
**144.7**

2013
**1.1**

2013
**4864**

## “ ”

2011 4 “ ” “ ”

20 400 75 6000 50 “ ” 2012 “ ”

2013 “ ——” “ ”

P

G

CSR

M

Research Center for Corporate Social Re
中国企业社会责任报
评级专家委

- ”

□ □
□ □
□ □
□ □

2014

□ □
□ □

,

□ □ /

/

E - mail

CNBM

17 2
100036

csr@cnbm.com.cn
010-68138138
010-68138088
www.cnbm.com.cn

大良造