CNBM

中国建材集团有限公司
China National Building Material Group Co.,Ltd.

SUSTAINABILITY REPORT 2018

Ÿ d d h dCNBM d ÿ h

G

Hu Ÿ

ÿ G

h d

dd d d d

Ÿ

ÿ G

2018 1 1 -12 31 h

G

G

Ə

ə

Ə

Ÿ CASS-CSR4.0 ÿ ə

Ə

ə Ÿ GB/T36001-2015 ÿ

Ÿ GRI ÿ Ə

ə Ÿ GRI4.0 h GRI-standards ÿ

ƏISO 26000

Ÿ 2010 ÿ ə

2030 Ÿ SDGs ÿ

G

h

G

G

h

Hu G

Hu

h

G

h

Ij

Ÿ www.cnbm.com.cn ÿ G

PDF

d 1+1>2 d ····· 16
d 3 d ····· 22
····· 28
····· 30
····· 34
····· 38
····· 42
····· 46
····· 50
····· 54
····· 58
····· 62
····· 66
····· 70
····· 74
····· 78
····· 80
····· 84
····· 86
····· 88
····· 04
····· 06
····· 90
····· 92

h 1978 h

Ꞧ ɢ Ꞧ h

Ꞧ h h h

Ꞧ ɢ ɢ h

ʃ ʃ h

ɗ d

h

4 Hυ

.6 Hυ 24.7

250 Hυ

h

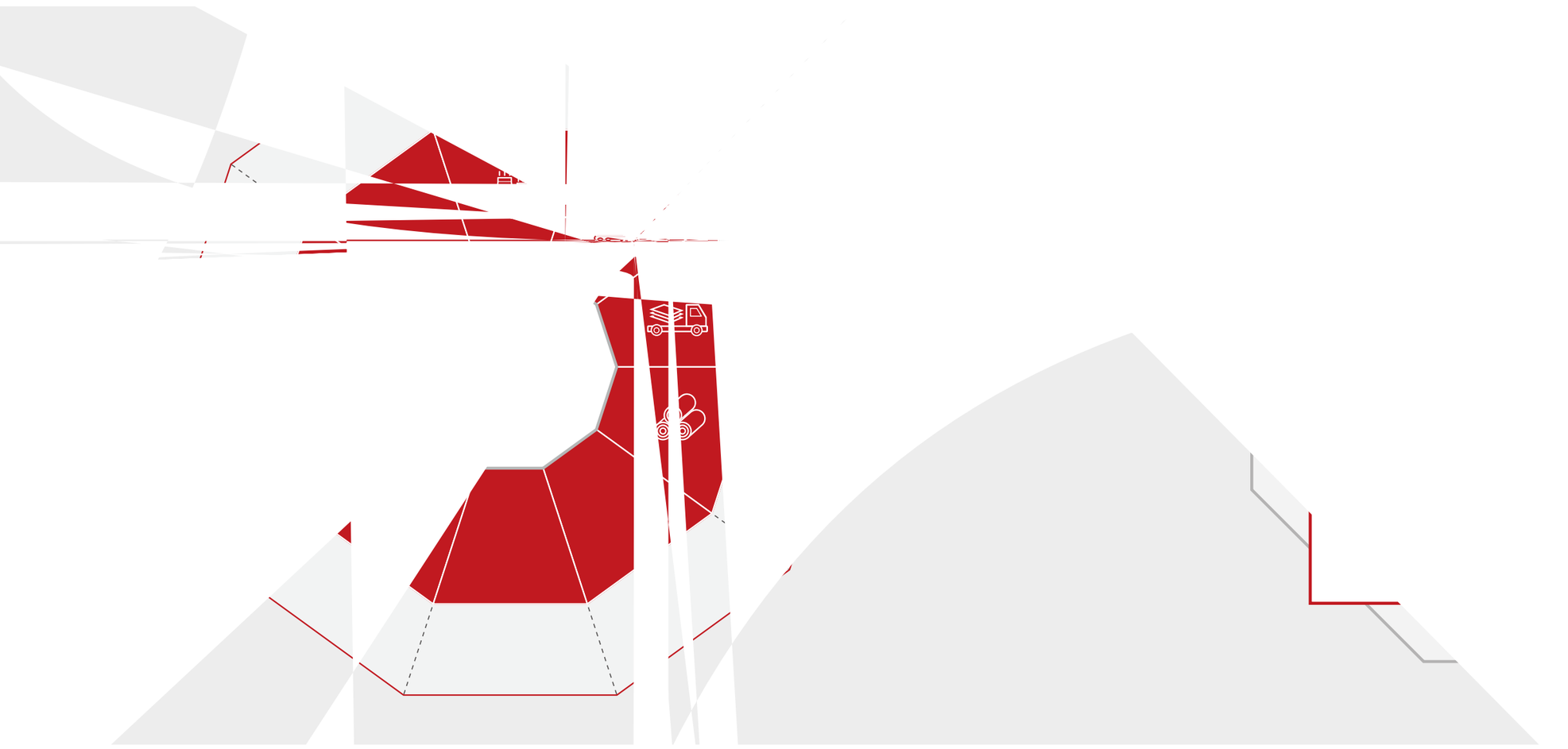

h Ԋ

ԁ 335 d h h

 Հ Հ h

h h

ɡ Հ ɡ

ч h

Հ

Ԋ

h

h h

h

Ԋ

h

h Հ

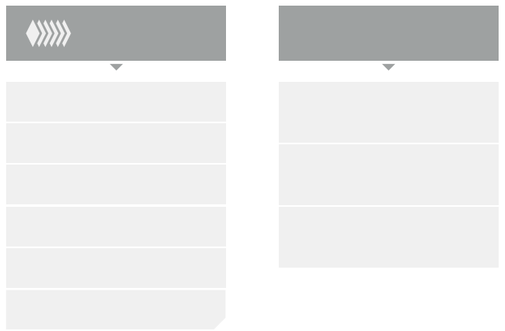

h 4

Hu h Hu

Hu

h G

G

Ə ə h



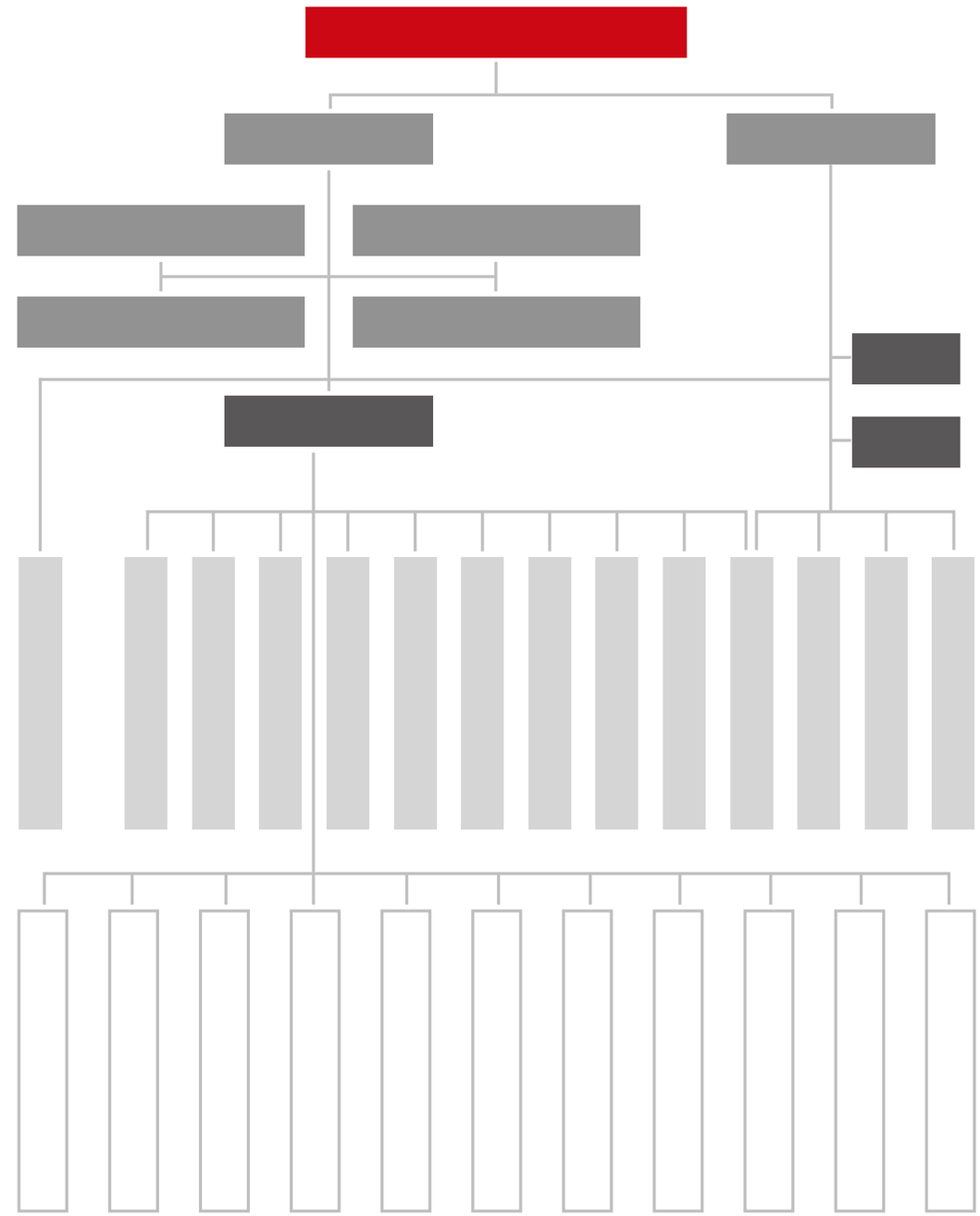

5.2 h

4.6 h G

Ho Ho

Ho Ho

Ho Ho

Ho Ho

2

65% Ь Ho

Ho Ho

G

Ho Ho

Ho Ho

Ho

24.7 h

G

h Ho

h

G

Ho

250 h G

12

h Ho

G

Ho

Ho

2438 h

2117 h

G

45 h

4

h 10

h

h Ho

Ho G

Ho

26

G

5

Ho

Ho

Ho

h

13000 Ho6000

Ь

T700

h T800 ÿ

T1000 HoM30 HoM35

M40 ÿ Ь

150 Ƒ 1660mm²

h 35 Ƒ 1100

G

Ho

3.15 h

G 1.25MW

6.7MW h 31 80 h

10 60 G

Ho Ho Ho Ho

Ho Ho Ho Ho Ho Ho

Ho

G

Ho

h

G

h

G

100

Ho100

h

G

Ho

HoPC h

h Ho

Ho Ho Ho

h

G

Ho

Ho

Ho

6

Ho

BLEDEVELOPMENT

1+1>2

h

h

ɢ 2018 h

h

ɗ ɗ ɢ

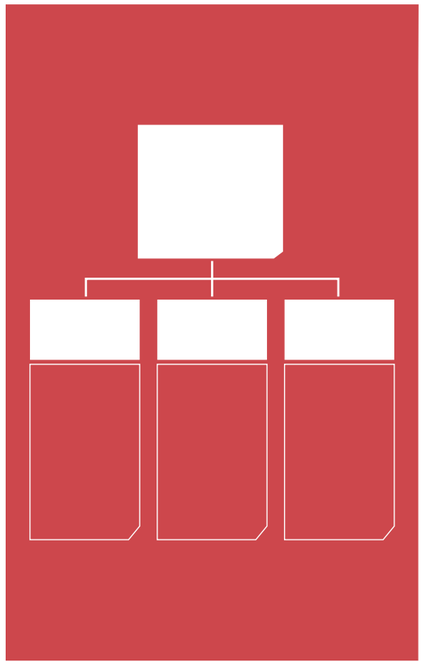

2018

4809

150652

100
%

98
%

Ƕ h

ɢ

Ƕ h

Ƒ

h Ƒ

h Ƕ ɢ

h ɗ 2422 ɗ

ɢ 167 h

444 h

h h

h Ƒ

ɗ ɗ 15.31 h

34 ɢ

2018 15%

h ɗ ɗ 64

h

0.8 Ƒ 71.7% h

1.86 Ƒ

h

ɢ

h

23 2018

h

Ƒ

164 h

3 Ƒ

h ɢ

ɗ ɗ Ƕɗ ɗ

Ƕ ɗ ɗ Ƕ

ɗ ɗ ɗ ɗ

ɗ h ɗ

ɗ h

ɢ

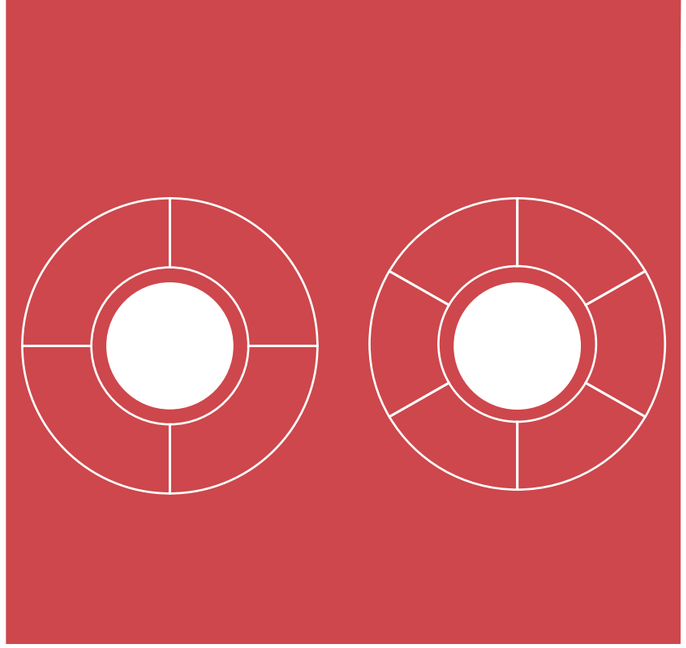

d d h Hu Hu
d d h h Hj
G d d h Hu + Hu
h h G
Hj h
Hu
h Hu

2018 h f f d d h Hj
d h
99% h 100% h h G
h
Hj d d h
d d h
h 3 d

IECRE

2018 10 17-19 h 2018
Ÿ CWP2018 ÿ
G
h
TüVNORD Sinoma59.5D
IECRE h
IECRE
G

2018 12 28 h
h
11
G h
h
h
h d - -
d
h
G

h d d h
h
h d d h d h 275 Hu
d h d d g 423 h 16
d d d d h 20
h 93 Hu13 h 8
Hj
Hu h Hu
d d h Hu Hu g
d d Hj
h
Hu Hu g

h d d
h 3
h
g
20 h
6238 h 4.6
g d d215 h
d d976 h 10 d
d 20 d
d g



2018

2300

45

275

3

h

h

Hυ Hυ d

d G

2018 h d h Ц

d h h h

Ц d d Ц Hυ

h Hυ G

Ц Hυ 623.5 Ц

h h Ц 1228.05 h Hυ

d ¬ d h

ᴇ Ψ ŭ ⅎ 0 ⅄ G

B75

- T1000 HυT700 Hυ
- 1000
- 0.12 Hυ Hυ Hυ Hυ
- LZ84-6.0
- SYT49-24K
- E7HυE8HυE9
- Hυ

d d h d d h h d d h g

h EPC 50 Ꜧ h 13 Ꜧ g 2018 h 124 Ꜧ h Hυ 120 Ꜧ h Ꜧ h Ꜧ h h h 1.1 g

h Ꝟ Ꝑ 2018 9 15 CCTV-2 d d h Ꝑ

“ ”

2018 1 10 h d d h h ITO d d g g Ꞟ PTEF h h h Hυ h g g

h

Hυ

Hυ Hυ

G

h Hυ

h

h

h

G

23098

5

14

1

G

Hu h

G 2018 h

Hu 81.93 G

	15
ÿ ÿ	8
	26
	3
	7
	1
	13
	20
	5
	10
	6
	3
Hu Hu	325

h Hu

h Hu d h 489

d h H h

h h h

Hu h G

h G

2018 h

“ ”

h

d d h

h

Hυ Hυ

G 2018 h

A h

20 d

d h

G

- d d 72 Hυ 19
- d d 60
- d d Hυ 20
- d d h Hυ
- d d h 300
- d d h
-

ŷ ŷ Ŧ

d + d h d d

G

h G2018 h

d

d

“ + ”

2007 h h d d

Microsoft Dynamics ERP d + d G

h

h Hυ

Hυ Hυ Hυ Hυ Hυ Hυ

Hυ Hυ

d + d

h

Hυ Hυ

Hυ Hυ

h

“ ”

Hυ Hυ

h h

h h G

h Hυ

Hυ d d h

G

G

Hυ Hυ Hυ

Hυ Hυ Hυ

8

Ꝑ

G G d

2018 h /

10967 Hu 2765 d Hu d

h HuE

Hu d

Hu 48 Hu G

Hu h

2018

236

1571

385

68.5

%

2018 12 27 h F F 2019 1 3

h 10 26 h

h

Hu Hu Hu

G

h

h Hu h

h Hu G

h G

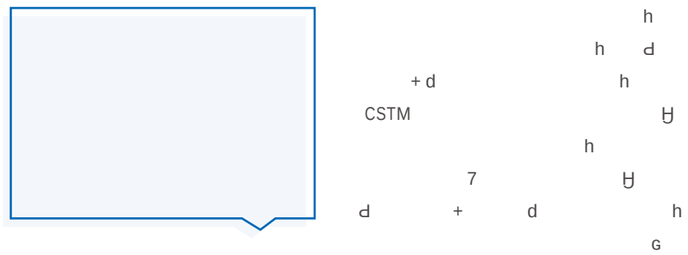
h
h d
+ d
h
CSTM
H
h
7
H
d
+
d
h
G


3.5
Y
/
I
h
/

h

G d

d h

h

h

h h

h

G SDGSSAINABLEDEVELOPMENT

6 清洁饮水和卫生

12 负责任消费和生产



5 h h
h
h
g
8 h
Hu Hu
h
h ÿ ÿ
g
h
h
g
h
Ÿ
Hu h
Hu
Ÿ h
Hu g
h d Hu Hu Hu Hu
d h d
d g 2018 h
44 h
0 g
d
Hu d h
h
h Hu
h
g
h
h
g
h ISO10012
h
Hu Hu g
ə
ə ə
ə h
h
h h
g
h
h h
g

Ꜩ 2419 h 199 h

Ꜩ h h 1752 h

Ꜩ ɢ

h

h

ɢ 2018 h

ɢ

h Ꜩ

h

Ꜩ Ꜩ

h h 44 / h NOx

Ꜩ Ꜩ 50% ɢ

h 5000

“ ”

2018 8 3 h ɗ d

ɢ h Ꜩ

Ꜩ Ꜩ Ꜩ h

h ɗ d Ꜩ

ɢ ɢ

h

Ꜩ h

ɢ

h

h

ɢ

1.51

11783

137.71

1.4

h
h h
h
Hυ Hυ
h
G

h
h
Hυ Hυ
h G
d d
10mg h
G

Hυ
h
G
h
G

h
Hυ Hυ
10%10Hυ10Hυ ψ6Hυ85ηHυ ∞ ' Hυ È Б ∃ ₦ k

2018 h

Hυ h Hυ

Hυ h

h

20

G

Hυ

h Hυ

Hυ Hυ

Hυ h

Hυ Hυ

G

h

Hυ

h 2018

h Hυ 80

HυCDM Hυ G

Hυ Hυ

80%

90% h

h

120MW

Ho 2
h G

h
G 2018 h
h
Ho 39 H

h G
Ho Ho
G Ho Ho Ho
F F Ho 7
h
G 2016 7 h
200~500t/d h
5000t/
h d G h
h
h G
2-3 h
1.2 h CO v 6
H d d
100% h
Ho Ho Ho G
2018 h

d dd d

h

Hu Hu Hu Hu Hu

h Hu Hu

Hu

Hu G 2018 h

3302.28

h

G

h

h

h

h

d d h G

10.83

20.86

12.32

%



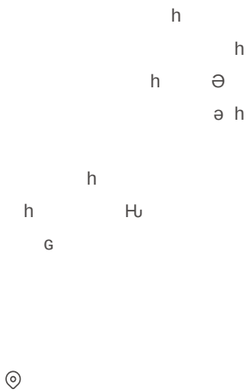

2018

3

101

2018

94.15
%

96.88
%

1

2018

9537

27.24

2018 h

h

Hu Hu

h

h

G

2018

Hu G 2018

h h

h

328 h

1 G

d

d h 20 h

12 h

G

2018

172.59

Ə Ə Ə
Ə h
h
h
Ƕ h
Ƕ
h h
h
Ƕ
h h
Ƕ

h h
Ʊ Ʊ
G

Ɗ h
d h Ɗ h Ʊ
Ʊ d Ʊ Ɗ Ʊ G
d h
Ƕ h
h
h
Ƕ h

2018 10 21 h
r

2018

3151

18.8
%

92.31
%

13.7

h h h

Ꝼ G

ÿ ÿ

Ꝼ

h

Ꝼ

Ꝼ Ꝼ

h

:

:

ㄱ

ㄱ

ㄱ

ㄱ

2018

2.51

75157

485

h

h Ə

ə h ɗ

ɗ ɗ

ɗ ɗ d h

h Ʊ Ʊ

G

Ʊ Ʊ Ʊ

h G

h Ʊ 5027 h

Ʊ h G

Ʊ

h

2018 11 h Ʊ h G

h Ʊ h Ʊ Ʊ

ɗ d Ʊ Ʊ Ʊ

h h Ʊ Ʊ

15 G Ʊ

G

h Ʊ Ʊ

Ʊ Ʊ G

h

2018

7

10254

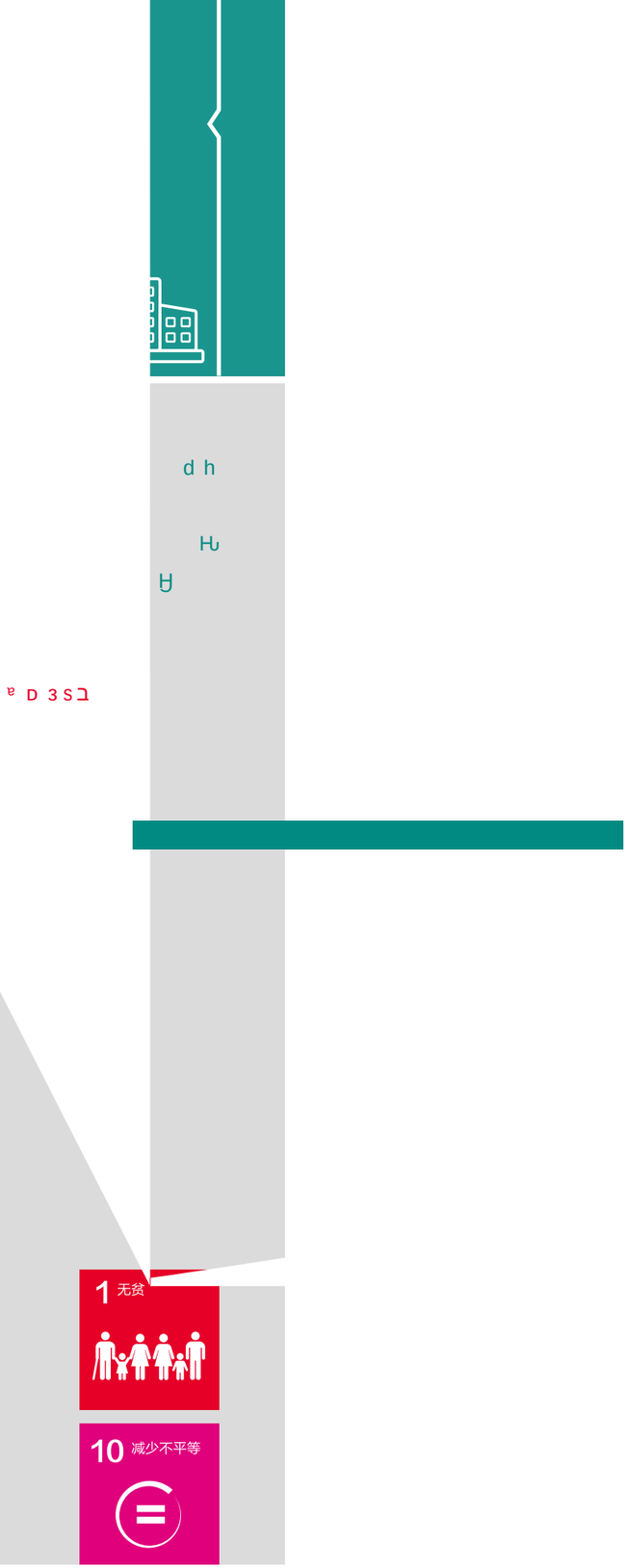
1 无贫
10 减少不平等

h d d
h
h d EPC+
+ + d d h
7 G 10 h
d d
312 h 65%
30 h
20 G 2018
h 170
h ÿ
500 ÿ 71 G

“ ” “ ”

h h
h
h h

h
h h

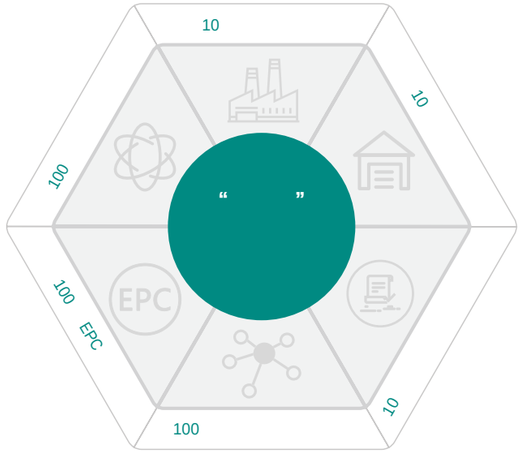



10000TPD

h
2000 h
G
h
G

2018 7 26 h
h
G h d
I G h h h
h
h G
G
h h
G
G

h
h
G
h
2018
67

2018 11 h

h

h

h

Ꜧ h

BHS

h

h

h

Ꜧ

G

2018

5556.07

87.13

18098

2002

ÿ ÿ Ʊ ÿ

ÿ Ʊ Ʊ Ʊ

ÿ ÿ ɗ ɗ

h

Ʊ Ʊ Ʊ

Ʊ Ʊ ɗ

ɗ h ɢ 2018

h h Ʊ

ɢ

Ʊ Ʊ

h

ɢ

2018

2018 10 22-24 h Ʊ

Ʊ Ʊ

h h ɢ

h h

h h h h

Ʊ

ɢ

Ʊ Ʊ Ʊ

Ʊ Ʊ

ɢ h

Ʊ Ʊ

ɢ h

h

ɢ

3247.01

17672

h
Ho h

Ď h
2015 h 2
ITO
h 6000 h
1200 Ď h
1000 h
ď d
h
Ho Ho Ho
Ho
Ho
G h
1.5 5.0
2 h
6 h
1700 Ď h
13.89
h
240 h
G

h
ď 2019
d h
108 h
2
Ho
h
Ď

h 90 G
Ho

h 147 h
83 G

h

G 2018 h
ď d
Ho Ho ď
d Ho ď d Ho ď
d

d Ć

2018 6 ď
d h Ho
Ho Ho Ho
Ho
G h
1600 h
600 G

Ū ˇ

Ó 0

h Hu

h Hu

g
h Hu
g 2018 h
126.94 h
6858 h
6291.55 g

2018

44445

1821

/

19

YOUNG

1 Hu2 ~~~
Hu2018 h h
d d h
g
2018 6 1 h h h
h h
Hu
d C C d h

YOUNG

“ ”

2018 6 20 h Hu Hu Hu
Hu g d
d d d 1000 h
g h
h g 2018
h 12 31 h d d
h 3829.14 h
d d h 665.84 g
h Hu

369

2018 300

9

113782

SUSTAINABLE DEVELOPMENT

SDGs

17 促进目标实现的伙伴关系

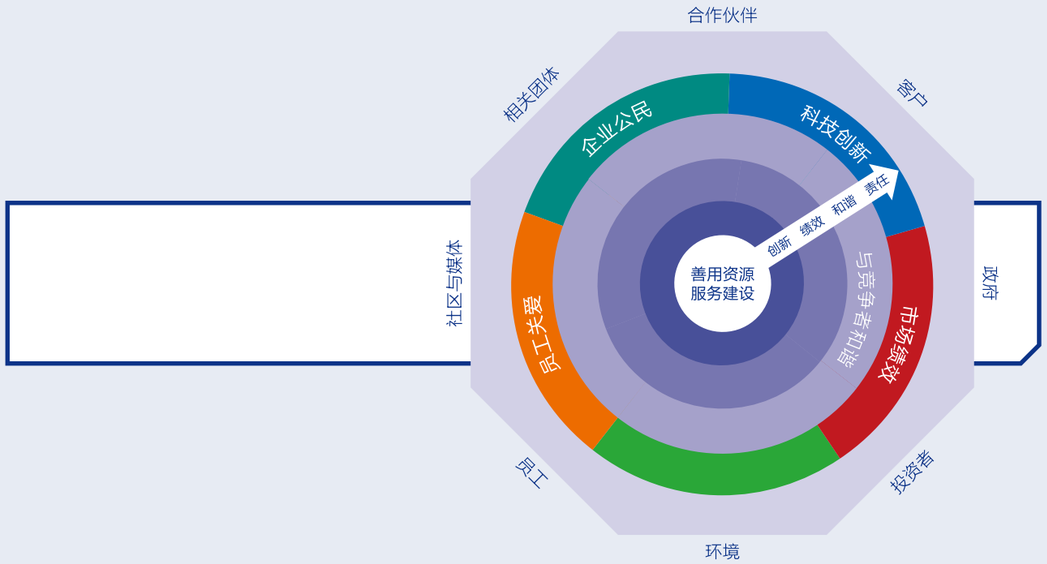
合作伙伴
顾客
政府
投资者
环境
员工
社区与媒体
相关团体
科技创新
市场绩效
与竞争者共进退
品工关爱
企业公民
善用资源
服务建设
创新 绩效 和谐 责任

Ʉ h

Ʉ h

ɢ

[redacted]

2018

33593

1855

315

Devnya

h

h Ʉ Ʉ h 306

Ʉ h

h h Ʉ h Ʉ h

h h 2018 h 1963

h Ʉ Ʉ Ʉ

h h

h Ʉ h Ʉ

h Ʉ

h ɗ d h ɢ 2018 22

ɗ d

ə ŸCASS-CSR4.0ÿ ə

ɗ d h

ə ə h

ɗ d h h

h 369 h

h h

h Ʉ

h h

Ʉ Ʉ h

h Ʉ



		/ / / / / / / / /
	d d d d	/ / / / / /
		/ /
		/ /
	Hu	
		/ / / /

2018

h

d d h Hυ

Hυ

h

h

h

h

G

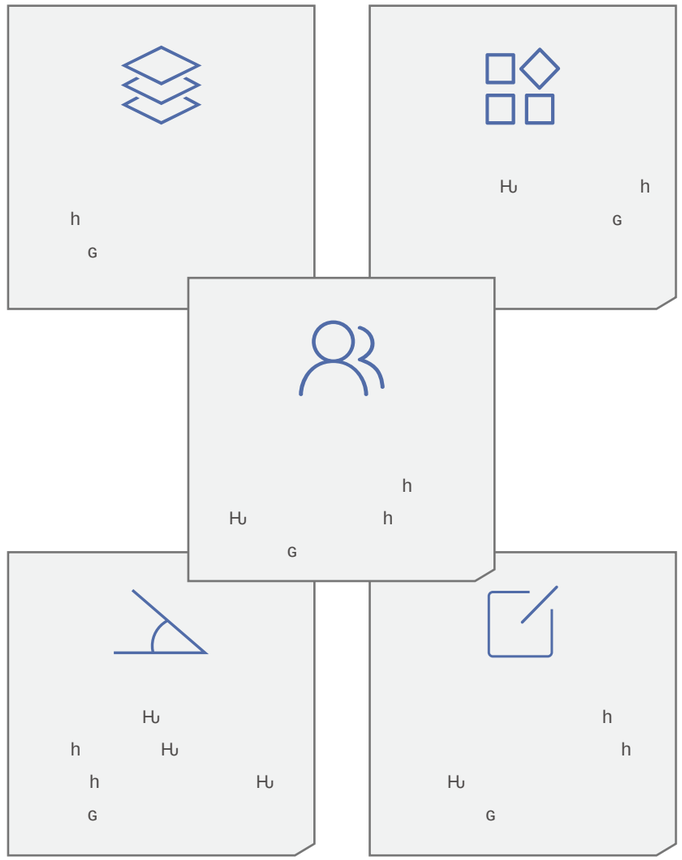

2018

15734

Ҩ h

ŸCSIÿ Ҩ Ə

h ə h Ҩ

h h

ɢ2018 h

Ə ə ɢ

CEO h

ɢ

Ə

h ŸCASS-CSR4.0ÿ ə h

Ҧ

h

h ɢ

CTC

2018

38863

41.98
%

59

105

18.28

2342.78

Ə ɢ

ə h h h

Ҩ Ҩ

Ҧ Ҩ

h h Ҧ

h Ҩ h

Ҧ Ҧ h

Ҩ h

h Ҩ

h Ҧ h

Ҧ ɗ ɗҨɗ h

ɗ ɗ ɗ h Ҩ Ҩ

Ҧ

ɗ ɗ h h

Ҩ + Ҩ ɢ

Ҩ ɢ

Ҩ Ҩ

Ҧ h

h QC h ɢ

ɢ h

h h h

h Ҩ

ɢ h h

Ҩ h

Ҩ h h ɢ

h h

Ҧ h h h

Ҧ ɢ h

Ҩ h

h ɢ

Ҩ

2018

741

1474

63893

100
%

99.74
%

3.19

d d

57 2017

d

d d
d

2017
16
2018 d
100 d 4
d 500 d
8

40 40
d h d 2018
d h
d 2018
d h
50

2018
h

d
d

d
d

d
d

CEO d h
d CEO d

d d
d
d

d
d d 2017
d

d
40
d h d
d

101

d 2018
d

CNBM

2019

70 h Hu

G

h h

Hu

Hu d d

Hu d

d Hu

h

e

2018 500

2018		2018 ÿ ÿ	
231		46001.7	
243		44701.2	
382	CRH	31069.4	
444	Lafargeholcim	26545.3	

2010-2018

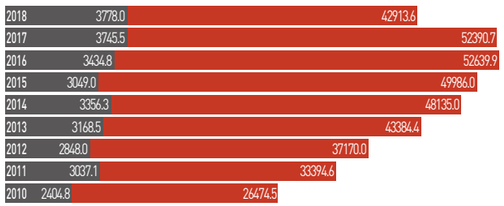

2010-2018

2018	3.4	22.1	39.5
2017	3.4	23.2	41.0
2016	3.2	24.0	42.0
2015	2.4	23.5	41.0
2014	2.5	24.8	41.8
2013	2.4	24.2	40.0
2012	2.7	21.8	38.0
2011	1.9	20.1	36.0
2010	1.7	18.8	33.1

2010-2018

2018	3480	206.6
2017	3021.2	1511
2016	2612.3	75.8
2015	1992.5	38.4
2014	2504.3	130.1
2013	2522.6	115.1
2012	2174.3	111.6
2011	1940.9	158.5
2010	1353.6	75.6

2007-2018

%

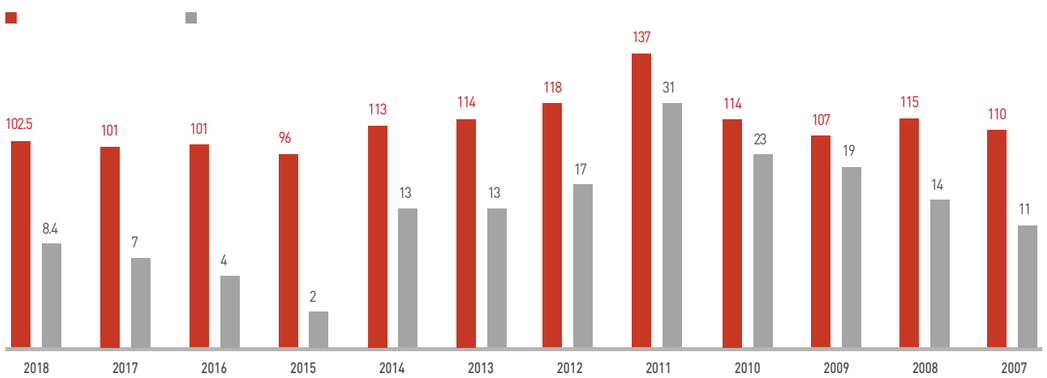

2018

		3323.HK	0.18	0.96
		000786.SZ	0.46	1.46
		600176.SH	0.225	0.6778
		600970.SH	0.265	0.78
		000877.SZ	0.38	11835
		600449.SH	0.30	0.8956
		600720.SH	0.296	0.8435
		002080.SZ	0.243	0.7237
		600552.SH	₹ ₹	0.06
		603126.SH	0.07	0.2136
		600876.SH	₹ ₹	0.028
		1108.HK	₹ ₹	0.028
		002066.SZ	₹ ₹	0.0748
		603060.SH	0.265	0.8689

2010-2018

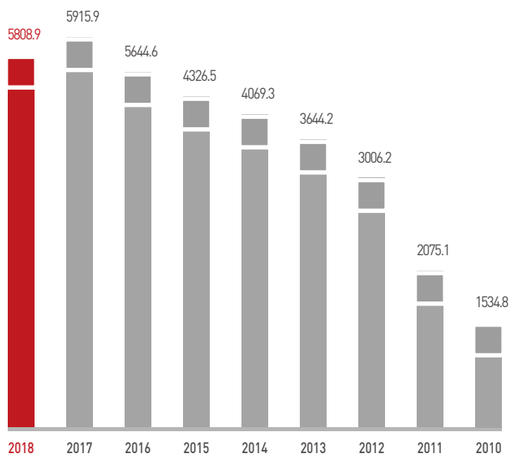

2010-2018

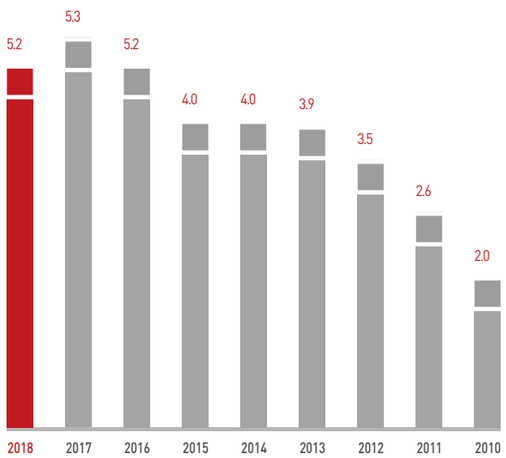

2010-2018

2018	231		1				73
2017	197		2				66
2016	173		2				82
2015	123		0				48
2014	117		1				48
2013	145		1				54
2012	152		0				89
2011	132		2				46
2010	63		0				17

2010-2018

2018	167	4	90	73
2017	122	4	90	28
2016	91	2	57	32
2015	62	2	36	24
2014	104	3	35	66
2013	59	1	8	50
2012	22	1	5	16
2011	28	1	15	12
2010	79	0	30	49

2010-2018

2018	2287		105	6	1571		385
2017	2144		103	9	1524		428
2016	2156		880		1793		455
2015	1568		566		1492		193
2014	1571		531		1381		106

2010-2018

2010-2018

2010-2018

2010-2018

2018	100	35644
2017	74	24093
2016	71	22871
2015	68	22165
2014	67	21750
2013	67	21131
2012	66	20392
2011	53	13368
2010	38	12811

2011-2018

2010-2018

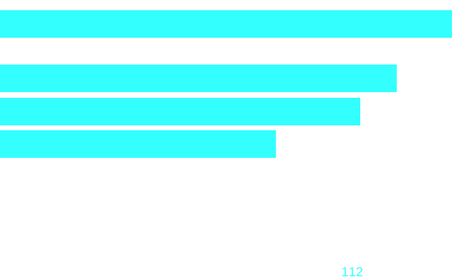

2010-2018

2018	0.5	1
2017	0.5	2
2018		

		G4-18 G4-28-G4-31	P1.1-P1.3
		G4-1 G4-2	P2.1 P2.2 P3.1 P3.2 G2.1-G2.3
		G4-3-G4-8 G4-13 G4-34 G4-38 G4-40 G4-56	P4.1-P4.4 G1.1 G1.2
		G4-42 G4-46	M1.1 M1.3 M2.4 S1.4,
		G4-58 G4-EC7 G4-SO3	M2.2-M2.7
	C4		M2.4-M2.7
	4-EN31		E1.1-E1.5 E2.5
	N5 G4-EN15 N21-G4-EN23		E1.7-E1.10 E2.6 E2.7 E2.10-E2.12 E2.15 E2.16 E2.25
	7		E2.3 E2.4 E2.6
	113		E1.6 E2.17 E2.19 E2.21 E2.23 E2.24 E3.1 E3.4-E3.6
			S3.1-S3.7
	0 G4-LA1 4-LA10 GE-LA12 4-HR5		S2.1-S2.10 S2.14-S2.16 S2.19
	-HR8-G4-HR12		S2.11-S2.13 S2.17 S2.18,

ɲ ᵐ Ą ǎ ᶠ ʳ

创意云 CREATIVITY CLOUD